

School Plan for Student Achievement (SPSA) Template

Instructions and requirements for completing the SPSA template may be found in the SPSA Template Instructions.

School Name	County-District-School (CDS) Code	Schoolsite Council (SSC) Approval Date	Local Board Approval Date
Burbank USD Community Day	19- 64337- 1996230	December 02, 2022	December XXXX, 2022

Purpose and Description

Briefly describe the purpose of this plan (Select from Schoolwide Program, Comprehensive Support and Improvement, Targeted Support and Improvement, or Additional Targeted Support and Improvement)

Schoolwide Program

Briefly describe the school's plan for effectively meeting the ESSA requirements in alignment with the Local Control and Accountability Plan and other federal, state, and local programs.

Our plan starts with the district's LCAP plan and goals. From there, we utilize our own site data to determine what our students' greatest needs are. We then align our site goals with the LCAP goals to ensure that our students' needs - within the greater district needs - are being met.

- Community Day School is not a Title I school
- School plans aligned to LCAP goals for Reading/Language Arts and Mathematics
- School accountability aligned to LCAP accountability (Dashboard) including CAASPP results in Reading/Language Arts and Mathematics
- Federally funded programs are aligned to the requirements of each of those programs
- CSI, TSI, and ATSI requirements will be followed as schools are identified for support and intervention (new program improvement)
- Parent involvement and engagement are a priority of the district
- Professional development of certificated and classified staff is based on the needs of students and staff to increase student achievement
- Development and monitoring of the school plan activities and expenditures are performed by the School Site Council

Table of Contents

- SPSA Title Page 1
- Purpose and Description..... 1
- Table of Contents..... 2
- Comprehensive Needs Assessment Components 4
 - Data Analysis 4
 - Surveys 4
 - Classroom Observations..... 4
 - Analysis of Current Instructional Program..... 4
- Stakeholder Involvement 7
- Resource Inequities 8
- School and Student Performance Data 9
 - Student Enrollment..... 9
 - Student Population..... 11
 - Overall Performance 13
 - Academic Performance 15
 - Academic Engagement 22
 - Conditions & Climate..... 25
- Goals, Strategies, & Proposed Expenditures..... 27
 - Goal 1..... 27
 - Goal 2..... 30
 - Goal 3..... 33
 - Goal 4..... 36
 - Goal 5..... 40
- Budget Summary 41
 - Budget Summary 41
 - Other Federal, State, and Local Funds 41
- Budgeted Funds and Expenditures in this Plan..... 42
 - Funds Budgeted to the School by Funding Source..... 42
 - Expenditures by Funding Source 42
 - Expenditures by Budget Reference 42
 - Expenditures by Budget Reference and Funding Source 42
 - Expenditures by Goal..... 42
- School Site Council Membership 44
- Recommendations and Assurances 45
- Instructions..... 46
 - Instructions: Linked Table of Contents..... 46

Purpose and Description47
Stakeholder Involvement.....47
Resource Inequities47
Goals, Strategies, Expenditures, & Annual Review48
Annual Review49
Budget Summary50
Appendix A: Plan Requirements52
Appendix B:.....55
Appendix C: Select State and Federal Programs57

Comprehensive Needs Assessment Components

Data Analysis

Please refer to the School and Student Performance Data section where an analysis is provided.

Surveys

This section provides a description of surveys (i.e., Student, Parent, Teacher) used during the school-year, and a summary of results from the survey(s).

A recent surveys has been done at the Community Day School in 2022. District Climate Survey, almost all CDS students participated and reported positively about the school and its programs. This survey can be viewed at www.burbankusd.org. with access to the survey through the Community Day School.

Classroom Observations

This section provides a description of types and frequency of classroom observations conducted during the school-year and a summary of findings.

The principal visits and observes almost all classrooms on a daily basis. This is due to the size of the school. Feedback is provided to teachers as walkthroughs are completed. Additionally walkthroughs help with connecting with students on a daily basis.

Analysis of Current Instructional Program

The following statements are derived from the Elementary and Secondary Education Act (ESEA) of 1965 and Essential Program Components (EPCs). In conjunction with the needs assessments, these categories may be used to discuss and develop critical findings that characterize current instructional practice for numerically significant subgroups as well as individual students who are:

- Not meeting performance goals
- Meeting performance goals
- Exceeding performance goals

Discussion of each of these statements should result in succinct and focused findings based on verifiable facts. Avoid vague or general descriptions. Each successive school plan should examine the status of these findings and note progress made. Special consideration should be given to any practices, policies, or procedures found to be noncompliant through ongoing monitoring of categorical programs.

Standards, Assessment, and Accountability

Use of state and local assessments to modify instruction and improve student achievement (ESEA)

At BCDS, all students are expected to participate in the semester District Writing Assessment, the SBAC assessment program. In addition, our students participate in District common assessments in the core subject areas. We use Aries.net, IXL, and teacher generated records to determine the extent of student mastery of content; and the extent to which modifications of the instructional program are needed.

Use of data to monitor student progress on curriculum-embedded assessments and modify instruction (EPC)

Analysis of District Writing Assessment, the SBAC assessment, and unit tests provide the information necessary to prescriptively address our students' instructional needs. This analysis is performed by the teachers and the site administrator. From the analysis, instructional plans are made to address areas of needs of the staff and students.

Staffing and Professional Development

Status of meeting requirements for highly qualified staff (ESEA)

At BCDS, all teachers meet the requirements for Highly Qualified Staff, under ESEA (ESSA) guidelines. All staff meet State certification requirements. All classified staff meet the ESSA requirements, too, through District testing when employed.

Sufficiency of credentialed teachers and teacher professional development (e.g., access to instructional materials training on SBE-adopted instructional materials) (EPC)

BCDS meets the sufficiency requirements of credentialed teachers. Teachers participate in participating in District-wide professional development related to student engagement (Kagan Structures), school-wide staff development related to the disaggregation of District benchmark assessments, development and implementation of successful instructional strategies and California State Standards.

Alignment of staff development to content standards, assessed student performance, and professional needs (ESEA)

Staff development at BCDS is aligned with content standards and California State standards based on the areas of needs as identified on the district interim assessments and SBAC & ELPAC results.

Ongoing instructional assistance and support for teachers (e.g., use of content experts and instructional coaches) (EPC)

All BCDS staff members receive ongoing professional development provided by the District. Our District-wide focus is on improving student engagement and Positive Behavior Interventions and Support. To this end, CDS staff is involved in the District's multi-year initiative with the Kagan Cooperative Learning Structures. APEX online curriculum, CyberHigh online enhance and supplement the curriculum Further, we are focused on learning to teach the and California State Standards in ELA, Math, History-Social Science, and Science. In addition to three District-wide training sessions in California State Standards per teacher in specific subject matter, our staff members are trained in Kagan Structures and California State Standards at faculty meetings.

Teacher collaboration by grade level (kindergarten through grade eight [K–8]) and department (grades nine through twelve) (EPC)

All teachers at BCDS have opportunities, during weekly PD early release days to collaborate with each other on California State Standards in ELA and Math developing lesson plans, assessment, and instructional presentation.

Teaching and Learning

Alignment of curriculum, instruction, and materials to content and performance standards (ESEA)

All BCDS teachers and students use District, Board-approved instructional materials and the curriculum is aligned with the State's academic content standards. The school meets Williams Compliance.

Adherence to recommended instructional minutes for reading/language arts and mathematics (K–8) (EPC)

All students at BCDS are provided with opportunities to meet California State Standards at their current grade level. All instructional minutes are regularly monitored by BUSD and have been found to exceed state requirements.

Lesson pacing schedule (K–8) and master schedule flexibility for sufficient numbers of intervention courses (EPC)

Because CDS is a specialized program and students enter and exit the school throughout the year, the staff works hard to align its lesson planning and pacing with the programs at the three middle schools and two comprehensive high schools. These efforts are specifically aimed to provide a smooth transition back to the comprehensive school setting. BCDS works on 4-10 week quarters which include 3 core classes and a credit recovery homeroom class using APEX online learning curriculum and CyberHigh online curriculum for Special Education.

Availability of standards-based instructional materials appropriate to all student groups (ESEA)

All students have standards-based instructional materials appropriate for all grade levels.

Use of SBE-adopted and standards-aligned instructional materials, including intervention materials, and for high school students, access to standards-aligned core courses (EPC)

The teachers and students at BCDS use District, Board-adopted and standards-aligned instructional materials and working on the implementation of California State Standards.

Opportunity and Equal Educational Access

Services provided by the regular program that enable underperforming students to meet standards (ESEA)

Cal State Northridge MOSAIC program tutoring and mentoring during the school day. Small group intervention and homeroom (Future Choices) access for extra academic help.

Evidence-based educational practices to raise student achievement

Cooperative Learning strategies (the Kagan Engagement Structures) are being used by all the teachers on campus to in enhance mastery of subject matter, improve thinking skills, teambuilding, social skills, communication skills, classroom management and classroom discipline. IXL assessments used in ELA and math at the beginning and end of the courses.

Parental Engagement

Resources available from family, school, district, and community to assist under-achieving students (ESEA)

The families of students at BCDS have a counselor available to review their student's graduation status. There are teachers available to tutor students, and a local counseling service (Burbank Family Services Agency) available to help with family issues. Cal State Northridge MOSAIC program students assist students academically, they mentor and help students explore post secondary options.

Involvement of parents, community representatives, classroom teachers, other school personnel, and students in secondary schools, in the planning, implementation, and evaluation of ConApp programs (5 California Code of Regulations 3932)

Parents have the chance to be involved at BCDS through taking part on either the School Safety Committee or the School Site Council. Weekly communication from School Site Principal via social media, email and BlackBoard messaging.

Funding

Services provided by categorical funds that enable underperforming students to meet standards (ESEA)

With the services provided by Federal Title III funds last year, BCDS students will be provided supplemental instruction in Math and English related to work skills. They will also receive instruction on career exploration and how to find the right job for them. This includes: filling out applications, writing resume, and how to conduct themselves in a job interview.

Fiscal support (EPC)

BCDS also received Title III funding: \$170 for interventions, materials, and/or professional development.

BCDS also received Title III funding: \$27 for parent involvement.

BCDS did not receive Title III Immigrant funding for 2022-23.

Stakeholder Involvement

How, when, and with whom did the school consult as part of the planning process for this SPSA/Annual Review and Update?

Involvement Process for the SPSA and Annual Review and Update

Our School Site Council (SSC) is comprised of parents, students, teachers, classified staff members, and the principal. We have six meetings of the SSC and we review our Single Plan for Student Achievement (SPSA), as well as our progress on goals at each of the meetings. At the first two meetings, we review data from the previous year, as well as any data that we have on our current student body. It is during the second meeting that we determine as a group which goals we will focus on for the SPSA. The new SPSA is sent to all SSC members before the third meeting and the SPSA and fine-tuning the goals and action plan within the SPSA are the focus of the third meeting. At the end of the third meeting, the SSC approves the SPSA. At subsequent meetings, data on the progress of each of the goals are presented to the members of the SSC.

Resource Inequities

Briefly identify and describe any resource inequities identified as a result of the required needs assessment, as applicable.

The needs of students and families create a greater need for financial resources and personnel resources.

While BCDS does get equivalent funding based on student enrollment (per pupil amounts and class size equivalents), given the social-emotional and learning needs of students greater financial and personnel resources would assist students and families.

School and Student Performance Data

Student Enrollment Enrollment By Student Group

Student Enrollment by Subgroup						
Student Group	Percent of Enrollment			Number of Students		
	19-20	20-21	21-22	19-20	20-21	21-22
American Indian	0%	%	%	0		
African American	5.26%	6.7%	%	1	1	
Asian	0%	%	%	0		
Filipino	0%	%	%	0		
Hispanic/Latino	47.37%	66.7%	61.54%	9	10	8
Pacific Islander	0%	%	%	0		
White	47.37%	26.7%	38.46%	9	4	5
Multiple/No Response	0%	%	%	0		
Total Enrollment				19	15	13

Student Enrollment Enrollment By Grade Level

Student Enrollment by Grade Level			
Grade	Number of Students		
	19-20	20-21	21-22
Grade 8		1	
Grade 9	3		
Grade 10	4	5	4
Grade 11	8	4	4
Grade 12	4	5	5
Total Enrollment	19	15	13

Conclusions based on this data:

1. Enrollment has been dropping for the past three years.
2. Because the subgroups are small, the ethnic make-up looks like it fluctuates depending on enrollment.

School and Student Performance Data

Student Enrollment English Learner (EL) Enrollment

English Learner (EL) Enrollment						
Student Group	Number of Students			Percent of Students		
	18-19	19-20	20-21	18-19	19-20	20-21
English Learners	2	3	2	8.7%	15.8%	13.30%
Fluent English Proficient (FEP)	6	5	4	26.1%	26.3%	26.70%
Reclassified Fluent English Proficient (RFEP)	0	0	0	0.0%	0.0%	0.00%

Conclusions based on this data:

1. In 20-21, English learners students numbers have stayed consistent over the past three years though very low.
2. In 20-21, English learners subgroup is not significant.
3. In 20-21, 0% of our student population has reclassified with 2 students possible for reclassification.

School and Student Performance Data

Student Population

For the past two years, many state and federal accountability requirements were waived or adjusted due to the impact of the COVID-19 pandemic on LEAs, schools, and students. Beginning with the 2021-22 school year, the requirements to hold schools and districts accountable for student outcomes has returned with the release of the 2022 California School Dashboard (Dashboard). The Every Student Succeeds Act is requiring all states to determine schools eligible for support. Similarly, under state law, Assembly Bill (AB) 130, which was signed into law in 2021, mandates the return of the Dashboard using only current year performance data to determine LEAs for support. Therefore, to meet this state requirement, only the 2021-22 school year data will be reported on the 2022 Dashboard for state indicators. (Data for Change [or the difference from prior year] and performance colors will not be reported.)

This section provides information about the school's student population.

2021-22 Student Population			
Total Enrollment	Socioeconomically Disadvantaged	English Learners	Foster Youth
13	53.8	Students who are learning to communicate effectively in English, typically requiring instruction in both the English Language and in their academic courses.	Students whose well being is the responsibility of a court.
Total Number of Students enrolled in Burbank USD Community Day.	Students who are eligible for free or reduced priced meals; or have parents/guardians who did not receive a high school diploma.		

2021-22 Enrollment for All Students/Student Group		
Student Group	Total	Percentage
English Learners		
Foster Youth		
Homeless		
Socioeconomically Disadvantaged	7	53.8
Students with Disabilities	6	46.2

Enrollment by Race/Ethnicity		
Student Group	Total	Percentage
African American		
American Indian		
Asian		
Filipino		
Hispanic	8	61.5
Two or More Races		
Pacific Islander		
White	5	38.5

Conclusions based on this data:

1. In 2021-22, 13 students attend the Community Day School.

2. 61.5% of students are Hispanic and 38.5% of students are White. Both of these subgroups make-up the majority of students enrolled.
3. 46.2% of students are Students with Disabilities.

School and Student Performance Data

Overall Performance

Due to the COVID-19 pandemic, state law allows the 2022 Dashboard to only display the most current year of data (also known as Status). For this year only, performance levels will be reported using one of five Status levels (ranging from Very High, High, Medium, Low, and Very Low) for state measures. Please note that the Status levels associated with the Chronic Absenteeism and Suspension Rate Indicators are reversed (ranging from Very Low, Low, Medium, High, and Very High). Information regarding this year's Dashboard data is available within the [Dashboard Communications Toolkit](#).

Because performance on state measures is based on current year (i.e., 2021-22) results only for the 2022 Dashboard, the color dials have been replaced with one of five Status levels (ranging from Very High, High, Medium, Low, and Very Low).



2022 Fall Dashboard Overall Performance for All Students

Academic Performance	Academic Engagement	Conditions & Climate
<p>English Language Arts</p> <p>No Performance Level</p>	<p>Graduation Rate</p> <p>No Performance Level</p>	<p>Suspension Rate</p> <p>Very High</p>
<p>Mathematics</p> <p>No Performance Level</p>		
<p>English Learner Progress</p> <p>No Performance Level</p>		
<p>College/Career Not Reported in 2022</p>		

Conclusions based on this data:

1. Due to the low number of students tested, there is no conclusive data. There were fewer than 11 students in each category.
2. The suspension rate is in the Very High category. This needs to be studied and a plan to remedy be developed.

School and Student Performance Data

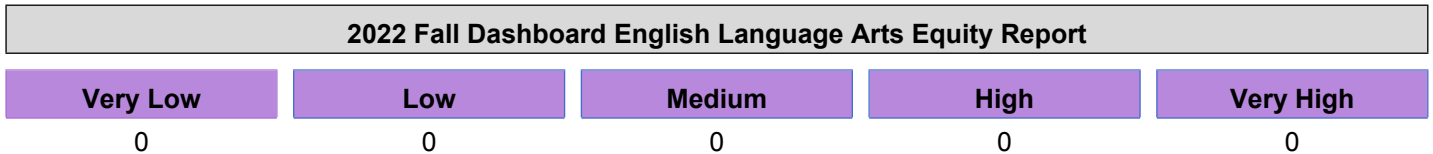
Academic Performance English Language Arts

Due to the COVID-19 pandemic, state law allows the 2022 Dashboard to only display the most current year of data (also known as Status). For this year only, performance levels will be reported using one of five Status levels (ranging from Very High, High, Medium, Low, and Very Low) for state measures. Please note that the Status levels associated with the Chronic Absenteeism and Suspension Rate Indicators are reversed (ranging from Very Low, Low, Medium, High, and Very High). Information regarding this year's Dashboard data is available within the [Dashboard Communications Toolkit](#).

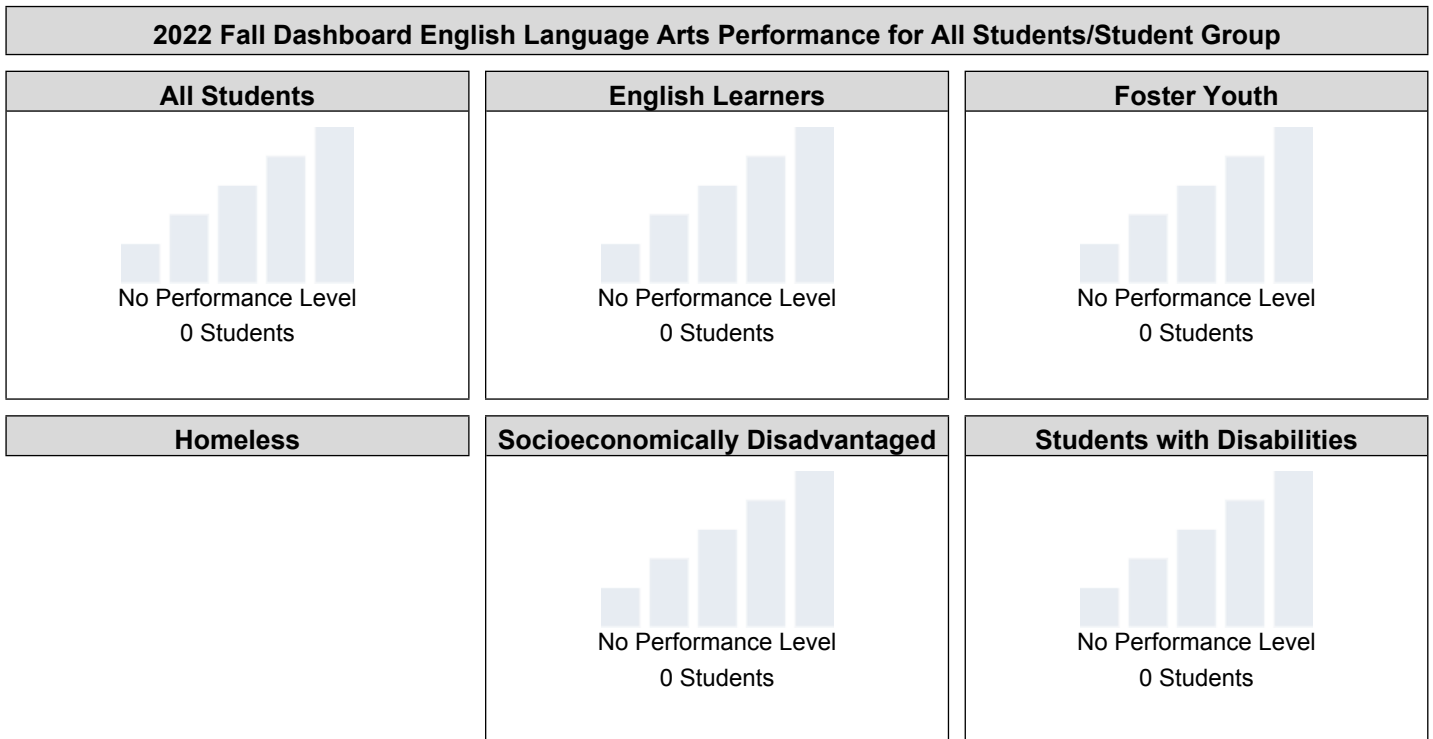
Because performance on state measures is based on current year (i.e., 2021-22) results only for the 2022 Dashboard, the color dials have been replaced with one of five Status levels (ranging from Very High, High, Medium, Low, and Very Low).



This section provides number of student groups in each level.



This section provides a view of how well students are meeting grade-level standards on the English Language Arts assessment. This measure is based on student performance on either the Smarter Balanced Summative Assessment or the California Alternate Assessment, which is taken annually by students in grades 3–8 and grade 11.



2022 Fall Dashboard English Language Arts Performance by Race/Ethnicity



This section provides additional information on distance from standard for current English learners, prior or Reclassified English learners, and English Only students in English Language Arts.

2022 Fall Dashboard English Language Arts Data Comparisons for English Learners

Current English Learner	Reclassified English Learners	English Only
	0 Students	0 Students

Conclusions based on this data:

1. Due to the low number of students tested, there is no conclusive data. There were fewer than 11 students in each category.

School and Student Performance Data

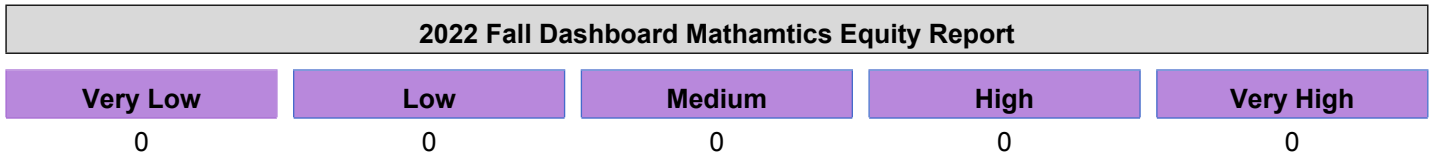
Academic Performance Mathematics

Due to the COVID-19 pandemic, state law allows the 2022 Dashboard to only display the most current year of data (also known as Status). For this year only, performance levels will be reported using one of five Status levels (ranging from Very High, High, Medium, Low, and Very Low) for state measures. Please note that the Status levels associated with the Chronic Absenteeism and Suspension Rate Indicators are reversed (ranging from Very Low, Low, Medium, High, and Very High). Information regarding this year's Dashboard data is available within the [Dashboard Communications Toolkit](#).

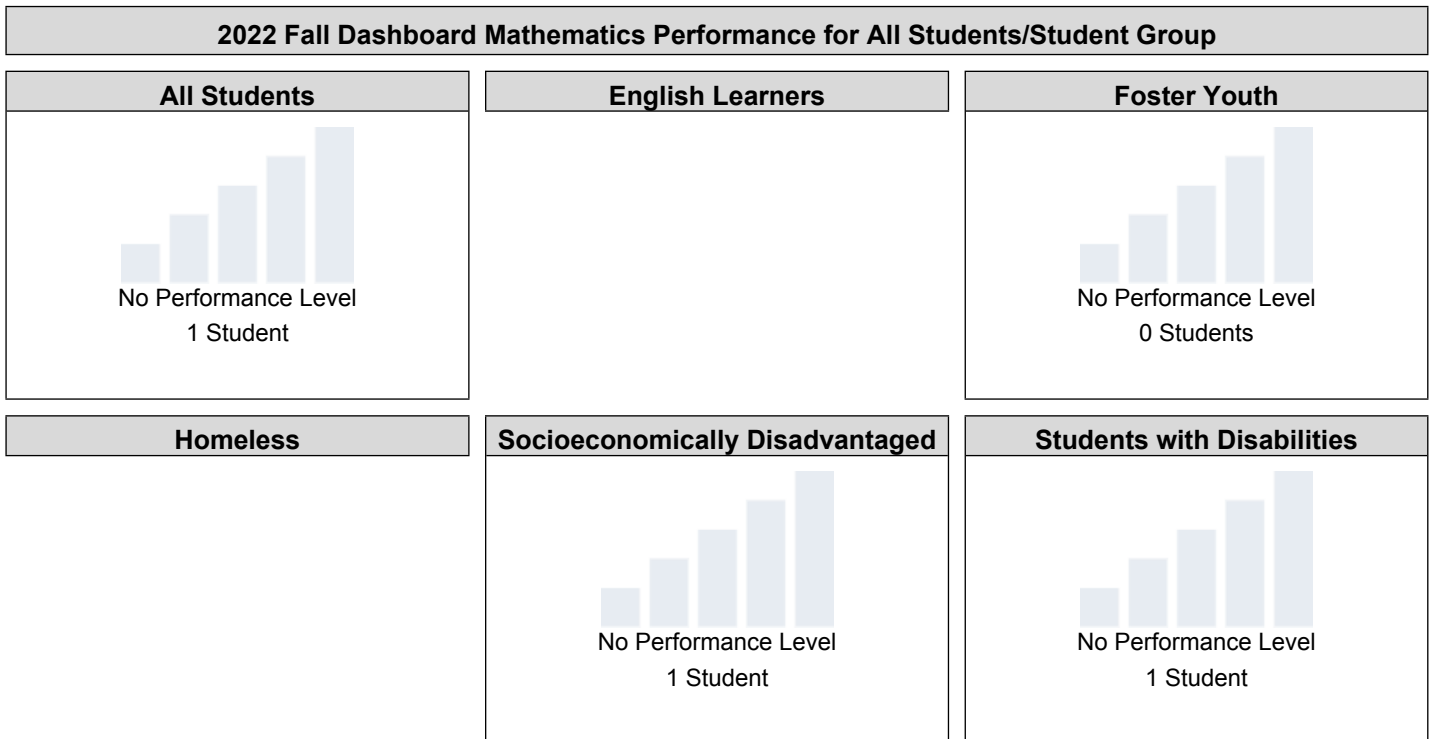
Because performance on state measures is based on current year (i.e., 2021-22) results only for the 2022 Dashboard, the color dials have been replaced with one of five Status levels (ranging from Very High, High, Medium, Low, and Very Low).




This section provides number of student groups in each level.



This section provides a view of how well students are meeting grade-level standards on the Mathematics assessment. This measure is based on student performance either on the Smarter Balanced Summative Assessment or the California Alternate Assessment, which is taken annually by students in grades 3–8 and grade 11.

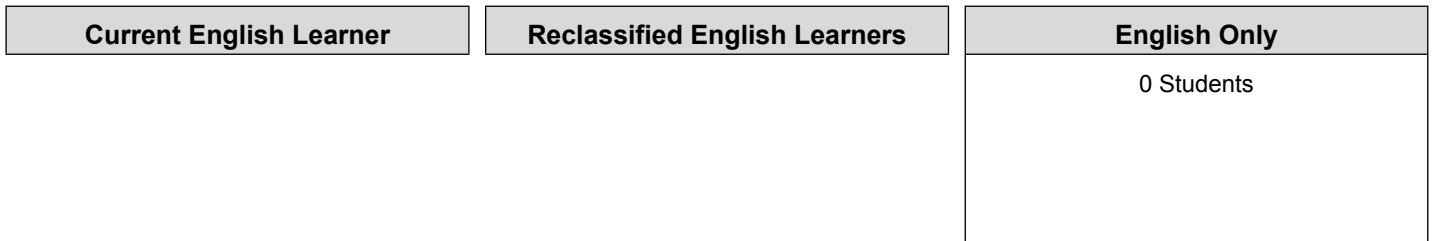


2022 Fall Dashboard Mathematics Performance by Race/Ethnicity



This section provides additional information on distance from standard for current English learners, prior or Reclassified English learners, and English Only students in mathematics

2022 Fall Dashboard Mathematics Data Comparisons for English Learners



Conclusions based on this data:

1. Due to the low number of students tested, there is no conclusive data. There were fewer than 11 students in each category.

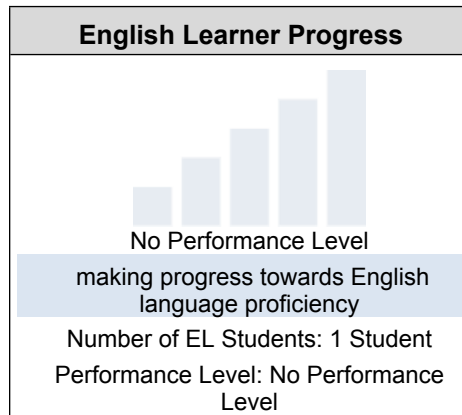
School and Student Performance Data

Academic Performance English Learner Progress

Due to the COVID-19 pandemic, state law allows the 2022 Dashboard to only display the most current year of data (also known as Status). For this year only, performance levels will be reported using one of five Status levels (ranging from Very High, High, Medium, Low, and Very Low) for state measures. Please note that the Status levels associated with the Chronic Absenteeism and Suspension Rate Indicators are reversed (ranging from Very Low, Low, Medium, High, and Very High). Information regarding this year's Dashboard data is available within the [Dashboard Communications Toolkit](#).

This section provides information on the percentage of current EL students making progress towards English language proficiency or maintaining the highest level.

2022 Fall Dashboard English Learner Progress Indicator



This section provides a view of the percentage of current EL students who progressed at least one ELPI level, maintained ELPI level 4, maintained lower ELPI levels (i.e., levels 1, 2L, 2H, 3L, or 3H), or decreased at least one ELPI Level.

2022 Fall Dashboard Student English Language Acquisition Results

Decreased
One ELPI Level

Maintained ELPI Level 1,
2L, 2H, 3L, or 3H

Maintained
ELPI Level 4

Progressed At Least
One ELPI Level

Conclusions based on this data:

1. Due to the low number of students tested, there is no conclusive data. There were fewer than 11 students in each category.

School and Student Performance Data

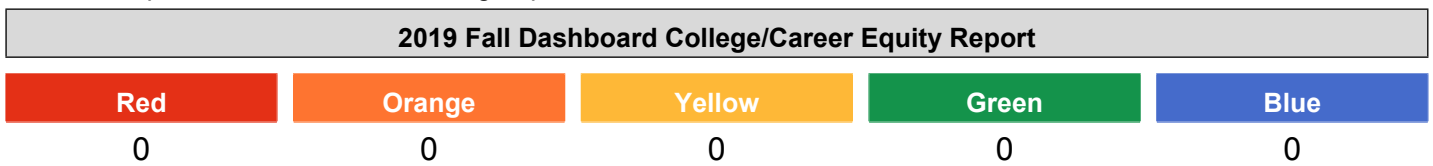
Academic Performance College/Career

The data provided below is from the 2019 Fall California School Dashboard. Due to the COVID-19 pandemic, state law has suspended the reporting of state and local indicators on the 2020 Dashboard. However, available data that would have been included in the Dashboard are reported on the Department's web site if they were determined to be valid and reliable. Information regarding the reporting status of data is available at [COVID-19 and Data Reporting](#).

The performance levels are color-coded and range from lowest-to-highest performance in the following order:











This section provides number of student groups in each color.



This section provides information on the percentage of high school graduates who are placed in the "Prepared" level on the College/Career Indicator.

2019 Fall Dashboard College/Career for All Students/Student Group		
<p>All Students</p> <p>No Performance Color Less than 11 Students - Data Not Displayed for Privacy 2</p>	<p>English Learners</p> <p>No Performance Color Less than 11 Students - Data Not Displayed for Privacy 1</p>	<p>Foster Youth</p> <p>No Performance Color 0 Students</p>
<p>Homeless</p> <p>No Performance Color 0 Students</p>	<p>Socioeconomically Disadvantaged</p> <p>No Performance Color Less than 11 Students - Data Not Displayed for Privacy 2</p>	<p>Students with Disabilities</p> <p>No Performance Color Less than 11 Students - Data Not Displayed for Privacy 1</p>

2019 Fall Dashboard College/Career by Race/Ethnicity

African American	American Indian	Asian	Filipino
 No Performance Color 0 Students	 No Performance Color 0 Students	 No Performance Color 0 Students	 No Performance Color 0 Students
Hispanic	Two or More Races	Pacific Islander	White
 No Performance Color Less than 11 Students - Data Not Displayed for Privacy 1	 No Performance Color 0 Students	 No Performance Color 0 Students	 No Performance Color Less than 11 Students - Data Not Displayed for Privacy 1

This section provides a view of the percent of students per year that qualify as Not Prepared, Approaching Prepared, and Prepared.

2019 Fall Dashboard College/Career 3-Year Performance

Class of 2017	Class of 2018	Class of 2019
Prepared	Prepared	Prepared
Approaching Prepared	Approaching Prepared	Approaching Prepared
Not Prepared	Not Prepared	Not Prepared

Conclusions based on this data:

1. Due to the low number of students tested, there is no conclusive data. There were fewer than 11 students in each category.

School and Student Performance Data

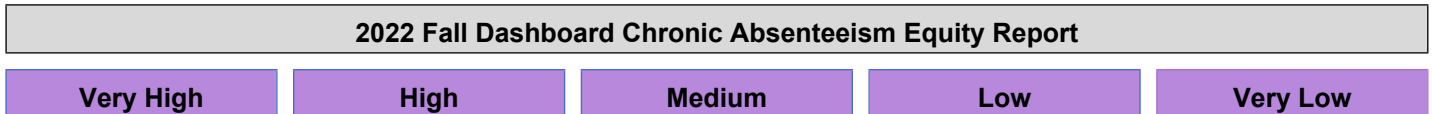
Academic Engagement Chronic Absenteeism

Due to the COVID-19 pandemic, state law allows the 2022 Dashboard to only display the most current year of data (also known as Status). For this year only, performance levels will be reported using one of five Status levels (ranging from Very High, High, Medium, Low, and Very Low) for state measures. Please note that the Status levels associated with the Chronic Absenteeism and Suspension Rate Indicators are reversed (ranging from Very Low, Low, Medium, High, and Very High). Information regarding this year's Dashboard data is available within the [Dashboard Communications Toolkit](#).

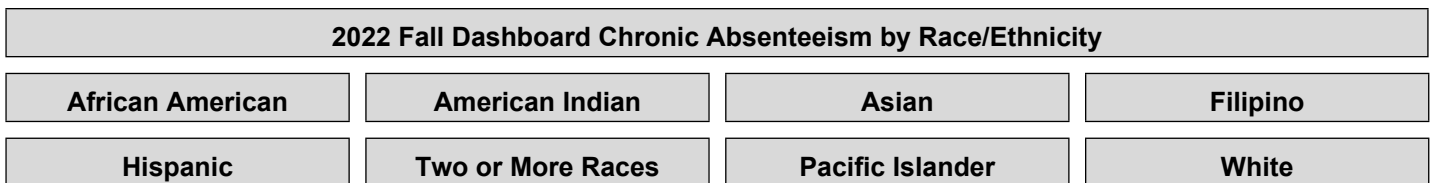
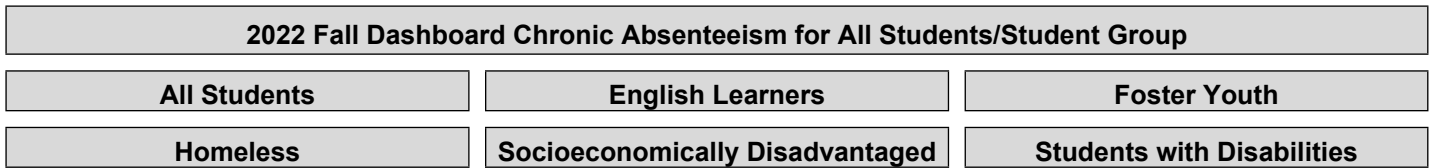
Because performance on state measures is based on current year (i.e., 2021-22) results only for the 2022 Dashboard, the color dials have been replaced with one of five Status levels (ranging from Very High, High, Medium, Low, and Very Low).

Very High
Lowest Performance
High
Medium
Low
Very Low
Highest Performance

This section provides number of student groups in each level.



This section provides information about the percentage of students in kindergarten through grade 8 who are absent 10 percent or more of the instructional days they were enrolled.



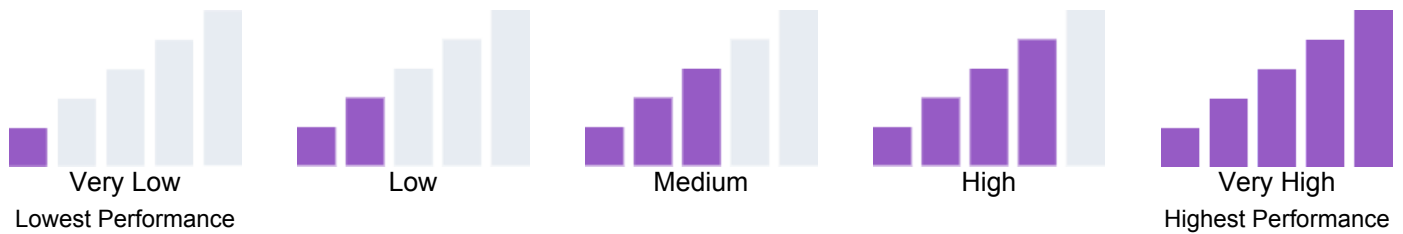
Conclusions based on this data:

1. Due to the low number of students tested, there is no conclusive data. There were fewer than 11 students in each category.

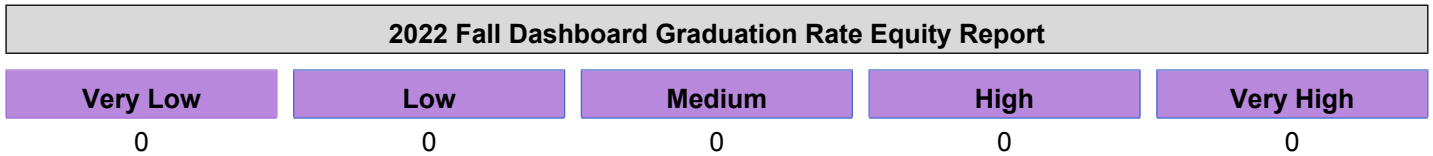
School and Student Performance Data

Academic Engagement Graduation Rate

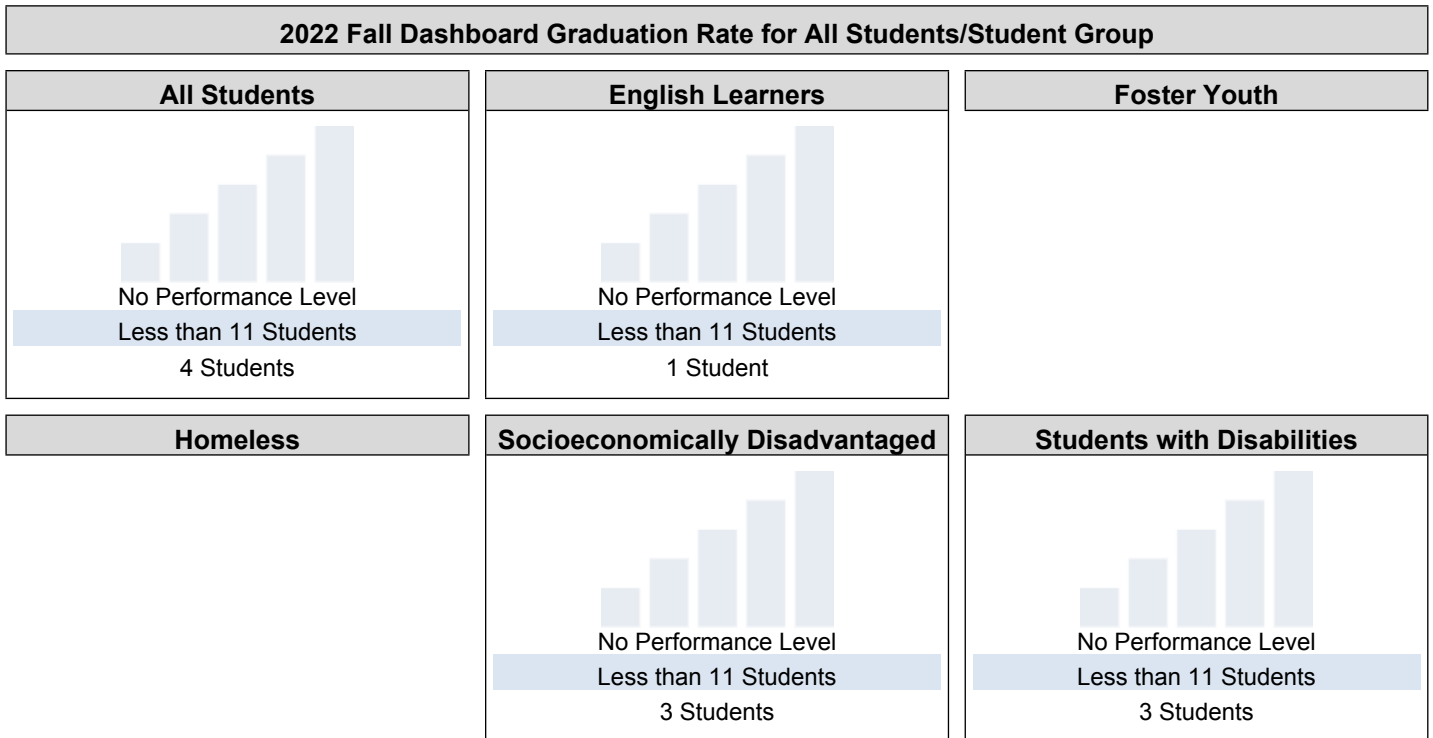
Due to the COVID-19 pandemic, state law allows the 2022 Dashboard to only display the most current year of data (also known as Status). For this year only, performance levels will be reported using one of five Status levels (ranging from Very High, High, Medium, Low, and Very Low) for state measures. Please note that the Status levels associated with the Chronic Absenteeism and Suspension Rate Indicators are reversed (ranging from Very Low, Low, Medium, High, and Very High). Information regarding this year's Dashboard data is available within the [Dashboard Communications Toolkit](#).




This section provides number of student groups in each level.



This section provides information about students completing high school, which includes students who receive a standard high school diploma.



2022 Fall Dashboard Graduation Rate by Race/Ethnicity



Conclusions based on this data:

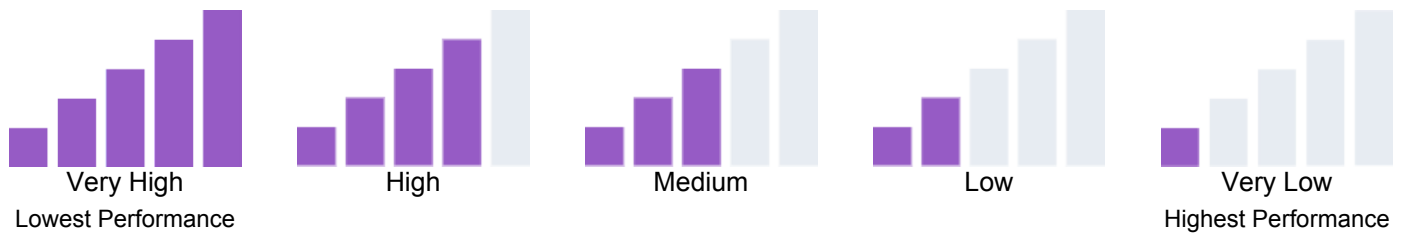
1. Due to the low number of students tested, there is no conclusive data. There were fewer than 11 students in each category.

School and Student Performance Data

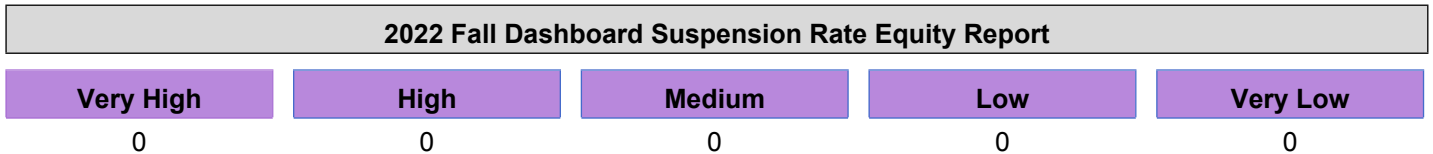
Conditions & Climate Suspension Rate

Due to the COVID-19 pandemic, state law allows the 2022 Dashboard to only display the most current year of data (also known as Status). For this year only, performance levels will be reported using one of five Status levels (ranging from Very High, High, Medium, Low, and Very Low) for state measures. Please note that the Status levels associated with the Chronic Absenteeism and Suspension Rate Indicators are reversed (ranging from Very Low, Low, Medium, High, and Very High). Information regarding this year's Dashboard data is available within the [Dashboard Communications Toolkit](#).

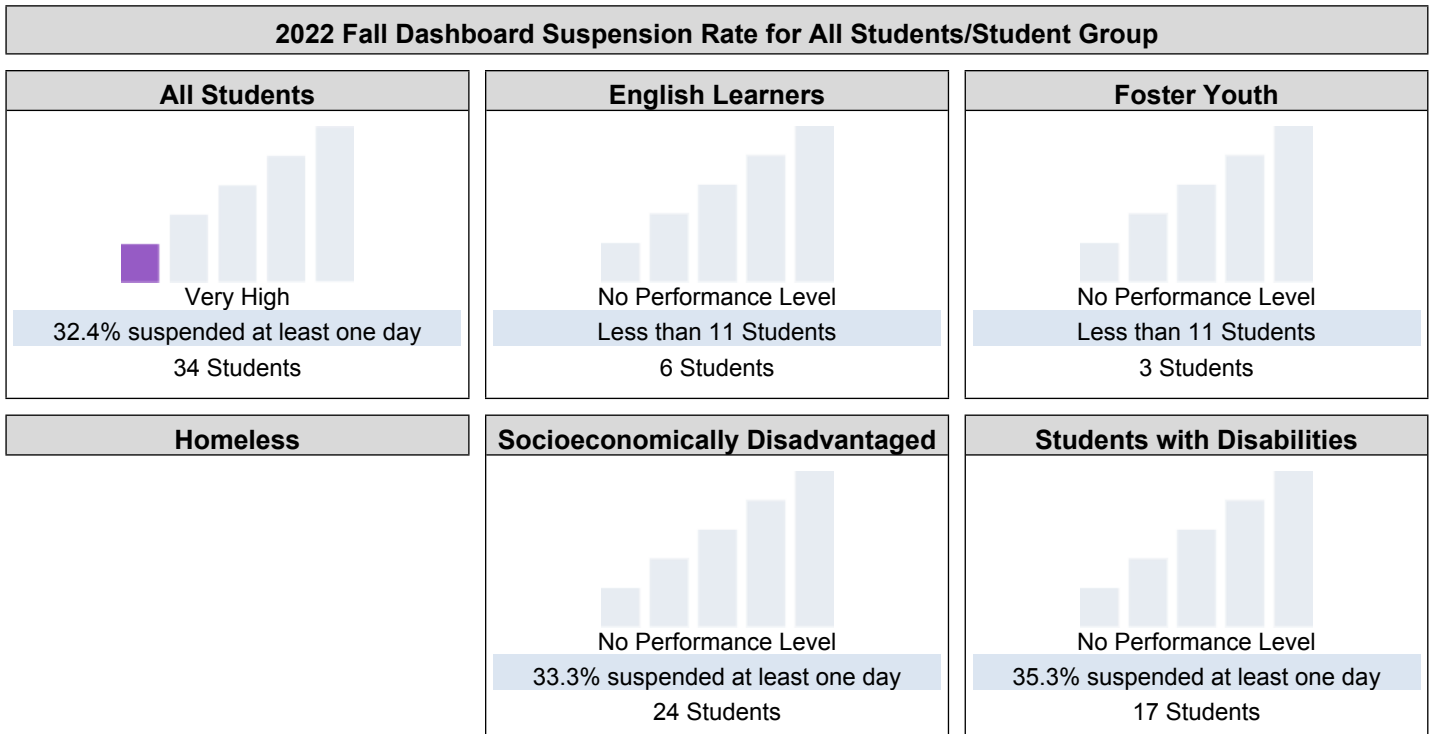
Because performance on state measures is based on current year (i.e., 2021-22) results only for the 2022 Dashboard, the color dials have been replaced with one of five Status levels (ranging from Very High, High, Medium, Low, and Very Low).



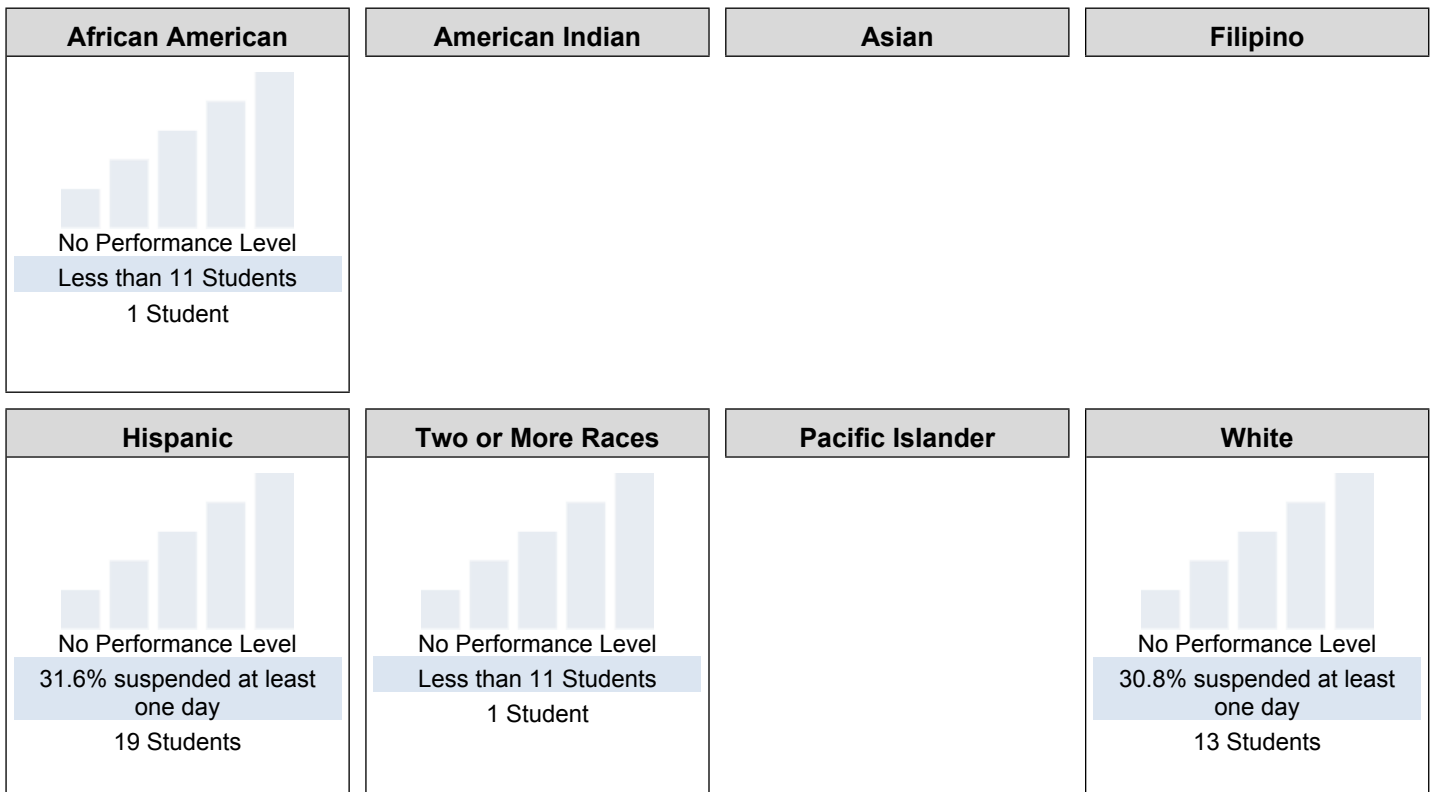
This section provides number of student groups in each level.



This section provides information about the percentage of students in kindergarten through grade 12 who have been suspended at least once in a given school year. Students who are suspended multiple times are only counted once.



2022 Fall Dashboard Suspension Rate by Race/Ethnicity



Conclusions based on this data:

1. The ALL Student group is in the Very High category with 32.4% suspended at least one day.
2. Due to the low number of students in subgroups, there is no conclusive data. There were fewer than 11 students in each category.

Goals, Strategies, & Proposed Expenditures

Complete a copy of the following table for each of the school's goals. Duplicate the table as needed.

Goal Subject

Positive School Climate

LEA/LCAP Goal

Board of Education Goals

1. Students will be career/college ready via high-quality instruction
2. Students will be physically, emotionally, and mentally healthy
3. Recruit and retain highly qualified employees
4. Maintain efficient and effective operations

LCAP Goals

1. Students will be career/college ready via high-quality instruction of State Standards as measured by State, federal, and District assessment tools including the California Dashboard with success as indicated in the metrics which defines targets for each metric by the end of the 2022-23 school year. (Instructional Services)
2. Students will be physically, emotionally, and mentally healthy and supported through Parental Involvement as measured by State, federal, and District assessment tools including the California Dashboard with success as indicated in the metrics which defines targets for each metric by the end of 2022-23 school year. (Educational Services)
3. Recruit and retain quality employees as measured by full employment of teaching staff with appropriate credentials and placed in appropriate assignments following Williams compliance by September 1, 2022, depending on clearance requirements (i.e., fingerprinting). (Human Resources)
4. Efficient and effective operations as measured by appropriate facilities especially classrooms that are conducive to the needs of the instructional program from the first day of the school year meeting Williams facilities requirements. (Business Services)

Goal 1

Our first goal is to continue to incorporate and revise, as necessary, the PBIS (Positive Behavior Interventions and Supports) which is a proactive approach to establishing the behavioral supports and social culture and needed for all students in a school to achieve social, emotional and academic success as well as a belonging to a school community.

Identified Need

Need to address student behavior in general and then specifically suspension rates need to be reduced

Annual Measurable Outcomes

Metric/Indicator	Baseline/Actual Outcome	Expected Outcome
Suspension Rate	Reduce suspensions by 5%	Reduce suspensions from previous year of 5%

Complete a copy of the Strategy/Activity table for each of the school's strategies/activities. Duplicate the table, including Proposed Expenditures, as needed.

Strategy/Activity 1

Students to be Served by this Strategy/Activity

(Identify either All Students or one or more specific student groups)

All students

Strategy/Activity

Students can earn points for positive behavior. Up to 12 points can be earned each day, 57 points per week. Each student that receives 80% positive behavior during the week (45 points), will receive a reward. Students are acknowledged on a monthly basis for attendance and/or Most Improved and Student of the Month.

Proposed Expenditures for this Strategy/Activity

List the amount(s) and funding source(s) for the proposed expenditures. Specify the funding source(s) using one or more of the following: LCFF, Federal (if Federal identify the Title and Part, as applicable), Other State, and/or Local.

Amount(s)

400

Source(s)

Donations
4000-4999: Books And Supplies

Strategy/Activity 2

Students to be Served by this Strategy/Activity

(Identify either All Students or one or more specific student groups)

All students

Strategy/Activity

Students can also earn R.I.S.E. cards. If a student is seen showing Respect, Integrity, Support, or Empathy, they will be given a special card, which will then be entered into a drawing for a gift card of \$10 value

Proposed Expenditures for this Strategy/Activity

List the amount(s) and funding source(s) for the proposed expenditures. Specify the funding source(s) using one or more of the following: LCFF, Federal (if Federal identify the Title and Part, as applicable), Other State, and/or Local.

Amount(s)

200

Source(s)

Donations
4000-4999: Books And Supplies
Staff and Community donations

Strategy/Activity 3

Students to be Served by this Strategy/Activity

(Identify either All Students or one or more specific student groups)

All students

Strategy/Activity

Monthly Fun Friday activity for students who earned 45 pts each week and no suspensions or acts of bullying, physical/verbal aggression or property destruction

Proposed Expenditures for this Strategy/Activity

List the amount(s) and funding source(s) for the proposed expenditures. Specify the funding source(s) using one or more of the following: LCFF, Federal (if Federal identify the Title and Part, as applicable), Other State, and/or Local.

Amount(s)

Source(s)

Annual Review

SPSA Year Reviewed: 2021-22

Respond to the following prompts relative to this goal. If the school is in the first year of implementing the goal, an analysis is not required and this section may be deleted.

ANALYSIS

Describe the overall implementation of the strategies/activities and the overall effectiveness of the strategies/activities to achieve the articulated goal.

Tier 1 PBIS implementation.

Briefly describe any major differences between the intended implementation and/or the budgeted expenditures to implement the strategies/activities to meet the articulated goal.

No change

Describe any changes that will be made to this goal, the annual outcomes, metrics, or strategies/activities to achieve this goal as a result of this analysis. Identify where those changes can be found in the SPSA.

PBIS team meets monthly to discuss goals, data and possible changes of incentives

Goals, Strategies, & Proposed Expenditures

Complete a copy of the following table for each of the school's goals. Duplicate the table as needed.

Goal Subject

Prepare Students for Post Secondary Education, College and Career

LEA/LCAP Goal

Board of Education Goals

1. Students will be career/college ready via high-quality instruction
2. Students will be physically, emotionally, and mentally healthy
3. Recruit and retain highly qualified employees
4. Maintain efficient and effective operations

LCAP Goals

1. Students will be career/college ready via high-quality instruction of State Standards as measured by State, federal, and District assessment tools including the California Dashboard with success as indicated in the metrics which defines targets for each metric by the end of the 2022-23 school year. (Instructional Services)
2. Students will be physically, emotionally, and mentally healthy and supported through Parental Involvement as measured by State, federal, and District assessment tools including the California Dashboard with success as indicated in the metrics which defines targets for each metric by the end of the 2022-23 school year. (Educational Services)
3. Recruit and retain quality employees as measured by full employment of teaching staff with appropriate credentials and placed in appropriate assignments following Williams compliance by September 1, 2022, depending on clearance requirements (i.e., fingerprinting). (Human Resources)
4. Efficient and effective operations as measured by appropriate facilities especially classrooms that are conducive to the needs of the instructional program from the first day of the school year meeting Williams facilities requirements. (Business Services)

Goal 2

Our second goal is to introduce our students to courses and information to move our students successfully into the 21st century and beyond. Available in our program are offerings such as Electronics, Digital media, Music Industry and Virtual Reality. As a student they have the opportunity to participate in hands-on training of their choice and gain real-world experience through job shadows and possible internships. Many of these programs offer the student an opportunity to earn certifications which they can use to get a job, that will help them pay for college, or start a career straight out of high school.

Identified Need

CTE courses so that students are better prepared for secondary education, college and career

Annual Measurable Outcomes

Metric/Indicator	Baseline/Actual Outcome	Expected Outcome
Participation/Enrollment rate in CTE courses	2022-2023 CTE course participation rate	All students participate in participate in CTE

Complete a copy of the Strategy/Activity table for each of the school’s strategies/activities. Duplicate the table, including Proposed Expenditures, as needed.

Strategy/Activity 1

Students to be Served by this Strategy/Activity

(Identify either All Students or one or more specific student groups)

All students

Strategy/Activity

Each student will take the California Career Zone Assessment test to see what skills they are best at.

Proposed Expenditures for this Strategy/Activity

List the amount(s) and funding source(s) for the proposed expenditures. Specify the funding source(s) using one or more of the following: LCFF, Federal (if Federal identify the Title and Part, as applicable), Other State, and/or Local.

Amount(s)	Source(s)
0	None Specified Access to California Career Zone

Strategy/Activity 2

Students to be Served by this Strategy/Activity

(Identify either All Students or one or more specific student groups)

All students

Strategy/Activity

Future Choices class: All students are enrolled in a Future Choices class that counts as a Practical art or Elective graduation credits. It will emphasize the preparation that would enable them to make a smooth transition from school to work. It will include career exploration, interview preparation, resume writing, budget management, and job shadowing.

Proposed Expenditures for this Strategy/Activity

List the amount(s) and funding source(s) for the proposed expenditures. Specify the funding source(s) using one or more of the following: LCFF, Federal (if Federal identify the Title and Part, as applicable), Other State, and/or Local.

Amount(s)	Source(s)
0	None Specified No additional site funds required

Strategy/Activity 3

Students to be Served by this Strategy/Activity

(Identify either All Students or one or more specific student groups)

All students

Strategy/Activity

APEX elective courses offering classes such as Accounting, Business Applications, College and Career Prep, Computer Applications, Human Resources, Intro to Business, Principal of Information Technology and Principals of Marketing. Cyber High Online courses such as Life Choices, Career Exploration

Proposed Expenditures for this Strategy/Activity

List the amount(s) and funding source(s) for the proposed expenditures. Specify the funding source(s) using one or more of the following: LCFF, Federal (if Federal identify the Title and Part, as applicable), Other State, and/or Local.

Amount(s)

0

Source(s)

None Specified
No additional site funds required

Annual Review

SPSA Year Reviewed: 2021-22

Respond to the following prompts relative to this goal. If the school is in the first year of implementing the goal, an analysis is not required and this section may be deleted.

ANALYSIS

Describe the overall implementation of the strategies/activities and the overall effectiveness of the strategies/activities to achieve the articulated goal.

Increase enrollment in CTE courses above 2021-2022 rate

Briefly describe any major differences between the intended implementation and/or the budgeted expenditures to implement the strategies/activities to meet the articulated goal.

Increased awareness of the CTE courses that are available

Describe any changes that will be made to this goal, the annual outcomes, metrics, or strategies/activities to achieve this goal as a result of this analysis. Identify where those changes can be found in the SPSA.

No change

Goals, Strategies, & Proposed Expenditures

Complete a copy of the following table for each of the school's goals. Duplicate the table as needed.

Goal Subject

Enhance Communication with Stakeholders

LEA/LCAP Goal

Board of Education Goals

1. Students will be career/college ready via high-quality instruction
2. Students will be physically, emotionally, and mentally healthy
3. Recruit and retain highly qualified employees
4. Maintain efficient and effective operations

LCAP Goals

1. Students will be career/college ready via high-quality instruction of State Standards as measured by State, federal, and District assessment tools including the California Dashboard with success as indicated in the metrics which defines targets for each metric by the end of the 2022-23 school year. (Instructional Services)
2. Students will be physically, emotionally, and mentally healthy and supported through Parental Involvement as measured by State, federal, and District assessment tools including the California Dashboard with success as indicated in the metrics which defines targets for each metric by the end of the 2022-23 school year. (Educational Services)
3. Recruit and retain quality employees as measured by full employment of teaching staff with appropriate credentials and placed in appropriate assignments following Williams compliance by September 1, 2022, depending on clearance requirements (i.e., fingerprinting). (Human Resources)
4. Efficient and effective operations as measured by appropriate facilities especially classrooms that are conducive to the needs of the instructional program from the first day of the school year meeting Williams facilities requirements. (Business Services)

Goal 3

Our third goal is to enhance communication and collaboration with parents and the community.

Identified Need

Communication and collaboration with stakeholders. Create partnership with local business and the City of Burbank Youth Work Force.

Annual Measurable Outcomes

Metric/Indicator	Baseline/Actual Outcome	Expected Outcome
Number of notifications/Participation at school events	2021-2022 participation rate at events by students and families	Increased participation at school events by students and families

Complete a copy of the Strategy/Activity table for each of the school's strategies/activities. Duplicate the table, including Proposed Expenditures, as needed.

Strategy/Activity 1

Students to be Served by this Strategy/Activity

(Identify either All Students or one or more specific student groups)

All students

Strategy/Activity

Use the District Blackboard application to send weekly school notifications to parents and students. Teachers are required to weekly communicate with parent/guardians either via phone or email highlighting student strengths and weaknesses of the week while keeping a log of contact.

Proposed Expenditures for this Strategy/Activity

List the amount(s) and funding source(s) for the proposed expenditures. Specify the funding source(s) using one or more of the following: LCFF, Federal (if Federal identify the Title and Part, as applicable), Other State, and/or Local.

Amount(s)

0

Source(s)

None Specified
No additional site funds required.

Strategy/Activity 2

Students to be Served by this Strategy/Activity

(Identify either All Students or one or more specific student groups)

All students

Strategy/Activity

Set up a Parent Night meeting to discuss mental health topics, drug intervention among other relevant topics

Proposed Expenditures for this Strategy/Activity

List the amount(s) and funding source(s) for the proposed expenditures. Specify the funding source(s) using one or more of the following: LCFF, Federal (if Federal identify the Title and Part, as applicable), Other State, and/or Local.

Amount(s)

150.00

Source(s)

Donations
No additional site funds required.

Strategy/Activity 3

Students to be Served by this Strategy/Activity

(Identify either All Students or one or more specific student groups)

All students

Strategy/Activity

BCDS Instagram account and BCDS website letting the community know of things happening at our school and recognizing students of the month.

Proposed Expenditures for this Strategy/Activity

List the amount(s) and funding source(s) for the proposed expenditures. Specify the funding source(s) using one or more of the following: LCFF, Federal (if Federal identify the Title and Part, as applicable), Other State, and/or Local.

Amount(s)

0

Source(s)

None Specified

No additional site funds required.

Annual Review

SPSA Year Reviewed: 2021-22

Respond to the following prompts relative to this goal. If the school is in the first year of implementing the goal, an analysis is not required and this section may be deleted.

ANALYSIS

Describe the overall implementation of the strategies/activities and the overall effectiveness of the strategies/activities to achieve the articulated goal.

Participation rate in school events and the number of notifications to students and families

Briefly describe any major differences between the intended implementation and/or the budgeted expenditures to implement the strategies/activities to meet the articulated goal.

No change

Describe any changes that will be made to this goal, the annual outcomes, metrics, or strategies/activities to achieve this goal as a result of this analysis. Identify where those changes can be found in the SPSA.

No change

Goals, Strategies, & Proposed Expenditures

Complete a copy of the following table for each of the school's goals. Duplicate the table as needed.

Goal Subject

Student Academic Improvement

LEA/LCAP Goal

Board of Education Goals

1. Students will be career/college ready via high-quality instruction
2. Students will be physically, emotionally, and mentally healthy
3. Recruit and retain highly qualified employees
4. Maintain efficient and effective operations

LCAP Goals

1. Students will be career/college ready via high-quality instruction of State Standards as measured by State, federal, and District assessment tools including the California Dashboard with success as indicated in the metrics which defines targets for each metric by the end of the 2022-23 school year. (Instructional Services)
2. Students will be physically, emotionally, and mentally healthy and supported through Parental Involvement as measured by State, federal, and District assessment tools including the California Dashboard with success as indicated in the metrics which defines targets for each metric by the end of the 2022-23 school year. (Educational Services)
3. Recruit and retain quality employees as measured by full employment of teaching staff with appropriate credentials and placed in appropriate assignments following Williams compliance by September 1, 2022, depending on clearance requirements (i.e., fingerprinting). (Human Resources)
4. Efficient and effective operations as measured by appropriate facilities especially classrooms that are conducive to the needs of the instructional program from the first day of the school year meeting Williams facilities requirements. (Business Services)

Goal 4

Our fourth goal is to increase student's writing skills through the incorporation of the District's Writing Assessments (this includes both fall and spring semesters), weekly essays to increase ELA scores for the SBAC, as well as increase ELA skills, and incorporate the new HMH Collections which will help the students in their future occupations, academic pursuits, and careers.

Identified Need

Student achievement as reflected on the District's Writing Assessments needs to be improved in grammar, organization, and content

Annual Measurable Outcomes

Metric/Indicator	Baseline/Actual Outcome	Expected Outcome
Pass rate of District Writing Assessment	5% increase from 2021-2022 District Writing Assessment	Increased writing performance

Complete a copy of the Strategy/Activity table for each of the school's strategies/activities. Duplicate the table, including Proposed Expenditures, as needed.

Strategy/Activity 1

Students to be Served by this Strategy/Activity

(Identify either All Students or one or more specific student groups)

All Students

Strategy/Activity

Students increase ELA skills that will apply to student's future job choices.

Proposed Expenditures for this Strategy/Activity

List the amount(s) and funding source(s) for the proposed expenditures. Specify the funding source(s) using one or more of the following: LCFF, Federal (if Federal identify the Title and Part, as applicable), Other State, and/or Local.

Amount(s)

0

Source(s)

None Specified

No additional site funds required

Strategy/Activity 2

Students to be Served by this Strategy/Activity

(Identify either All Students or one or more specific student groups)

All Students

Strategy/Activity

Set up a Parent Night meeting about California State Standards in English and explain how Smarter Balance testing relates to California Standards

Proposed Expenditures for this Strategy/Activity

List the amount(s) and funding source(s) for the proposed expenditures. Specify the funding source(s) using one or more of the following: LCFF, Federal (if Federal identify the Title and Part, as applicable), Other State, and/or Local.

Amount(s)

0

Source(s)

None Specified

No additional site funds required.

Strategy/Activity 3

Students to be Served by this Strategy/Activity

(Identify either All Students or one or more specific student groups)

English Learners

Strategy/Activity

Afterschool Intervention Program for ELA

Proposed Expenditures for this Strategy/Activity

List the amount(s) and funding source(s) for the proposed expenditures. Specify the funding source(s) using one or more of the following: LCFF, Federal (if Federal identify the Title and Part, as applicable), Other State, and/or Local.

Amount(s)

197.00

Source(s)

Title III
1000-1999: Certificated Personnel Salaries
Teacher Extra Duty

Strategy/Activity 4

Students to be Served by this Strategy/Activity

(Identify either All Students or one or more specific student groups)

All Students

Strategy/Activity

Lunch Tutorial for ELA writing skills

Proposed Expenditures for this Strategy/Activity

List the amount(s) and funding source(s) for the proposed expenditures. Specify the funding source(s) using one or more of the following: LCFF, Federal (if Federal identify the Title and Part, as applicable), Other State, and/or Local.

Amount(s)

0

Source(s)

None Specified

No additional site funds required.

Annual Review

SPSA Year Reviewed: 2021-22

Respond to the following prompts relative to this goal. If the school is in the first year of implementing the goal, an analysis is not required and this section may be deleted.

ANALYSIS

Describe the overall implementation of the strategies/activities and the overall effectiveness of the strategies/activities to achieve the articulated goal.

Increase in writing performance

Briefly describe any major differences between the intended implementation and/or the budgeted expenditures to implement the strategies/activities to meet the articulated goal.

No change

Describe any changes that will be made to this goal, the annual outcomes, metrics, or strategies/activities to achieve this goal as a result of this analysis. Identify where those changes can be found in the SPSA.

No change

Goals, Strategies, & Proposed Expenditures

Complete a copy of the following table for each of the school's goals. Duplicate the table as needed.

Goal Subject

LEA/LCAP Goal

Goal 5

Identified Need

Annual Measurable Outcomes

Metric/Indicator	Baseline/Actual Outcome	Expected Outcome
------------------	-------------------------	------------------

Complete a copy of the Strategy/Activity table for each of the school's strategies/activities. Duplicate the table, including Proposed Expenditures, as needed.

Strategy/Activity 1

Students to be Served by this Strategy/Activity

(Identify either All Students or one or more specific student groups)

Strategy/Activity

Proposed Expenditures for this Strategy/Activity

List the amount(s) and funding source(s) for the proposed expenditures. Specify the funding source(s) using one or more of the following: LCFF, Federal (if Federal identify the Title and Part, as applicable), Other State, and/or Local.

Budget Summary

Complete the table below. Schools may include additional information. Adjust the table as needed. The Budget Summary is required for schools funded through the ConApp, and/or that receive funds from the LEA for Comprehensive Support and Improvement (CSI).

Budget Summary

Description	Amount
Total Funds Provided to the School Through the Consolidated Application	\$
Total Federal Funds Provided to the School from the LEA for CSI	\$
Total Funds Budgeted for Strategies to Meet the Goals in the SPSA	\$947.00

Other Federal, State, and Local Funds

List the additional Federal programs that the school is including in the schoolwide program. Adjust the table as needed. If the school is not operating a Title I schoolwide program this section is not applicable and may be deleted.

Federal Programs	Allocation (\$)
Title III	\$197.00

Subtotal of additional federal funds included for this school: \$197.00

List the State and local programs that the school is including in the schoolwide program. Duplicate the table as needed.

State or Local Programs	Allocation (\$)
Donations	\$750.00
None Specified	\$0.00

Subtotal of state or local funds included for this school: \$750.00

Total of federal, state, and/or local funds for this school: \$947.00

Budgeted Funds and Expenditures in this Plan

The tables below are provided to help the school track expenditures as they relate to funds budgeted to the school.

Funds Budgeted to the School by Funding Source

Funding Source	Amount	Balance
----------------	--------	---------

Expenditures by Funding Source

Funding Source	Amount
Donations	750.00
None Specified	0.00
Title III	197.00

Expenditures by Budget Reference

Budget Reference	Amount
	150.00
1000-1999: Certificated Personnel Salaries	197.00
4000-4999: Books And Supplies	600.00

Expenditures by Budget Reference and Funding Source

Budget Reference	Funding Source	Amount
	Donations	150.00
4000-4999: Books And Supplies	Donations	600.00
	None Specified	0.00
	None Specified	0.00
1000-1999: Certificated Personnel Salaries	Title III	197.00

Expenditures by Goal

Goal Number	Total Expenditures
-------------	--------------------

Goal 1
Goal 2
Goal 3
Goal 4

600.00
0.00
150.00
197.00

School Site Council Membership

California Education Code describes the required composition of the School Site Council (SSC). The SSC shall be composed of the principal and representatives of: teachers selected by teachers at the school; other school personnel selected by other school personnel at the school; parents of pupils attending the school selected by such parents; and, in secondary schools, pupils selected by pupils attending the school. The current make-up of the SSC is as follows:

- 1 School Principal
- 2 Classroom Teachers
- 1 Other School Staff
- 2 Parent or Community Members
- 2 Secondary Students

Name of Members	Role
Frank Fuentes	Principal
Arlene Legaspi	Classroom Teacher
Samantha Brody	Other School Staff
Michelle Reardon	Classroom Teacher
Sebastian Castillo	Secondary Student
Robyn Kyler	Parent or Community Member
Charity Spier	Parent or Community Member
Aubrey Mena-Garcia	Parent or Community Member

At elementary schools, the school site council must be constituted to ensure parity between (a) the principal, classroom teachers, and other school personnel, and (b) parents of students attending the school or other community members. Classroom teachers must comprise a majority of persons represented under section (a). At secondary schools there must be, in addition, equal numbers of parents or other community members selected by parents, and students. Members must be selected by their peer group.

Recommendations and Assurances

The School Site Council (SSC) recommends this school plan and proposed expenditures to the district governing board for approval and assures the board of the following:

The SSC is correctly constituted and was formed in accordance with district governing board policy and state law.

The SSC reviewed its responsibilities under state law and district governing board policies, including those board policies relating to material changes in the School Plan for Student Achievement (SPSA) requiring board approval.

The SSC sought and considered all recommendations from the following groups or committees before adopting this plan:

Signature

Committee or Advisory Group Name

State Compensatory Education Advisory Committee

Compensatory Education Advisory Committee

The SSC reviewed the content requirements for school plans of programs included in this SPSA and believes all such content requirements have been met, including those found in district governing board policies and in the local educational agency plan.

This SPSA is based on a thorough analysis of student academic performance. The actions proposed herein form a sound, comprehensive, coordinated plan to reach stated school goals to improve student academic performance.

This SPSA was adopted by the SSC at a public meeting on December 02, 2022.

Attested:



Principal, Frank Fuentes on 12/02/2022

SSC Chairperson, Robyn Kyler on 12/02/2022

Instructions

The School Plan for Student Achievement (SPSA) is a strategic plan that maximizes the resources available to the school while minimizing duplication of effort with the ultimate goal of increasing student achievement. SPSA development should be aligned with and inform the Local Control and Accountability Plan process.

The SPSA consolidates all school-level planning efforts into one plan for programs funded through the consolidated application (ConApp), and for federal school improvement programs, including schoolwide programs, Comprehensive Support and Improvement (CSI), Targeted Support and Improvement (TSI), and Additional Targeted Support and Improvement (ATSI), pursuant to California Education Code (EC) Section 64001 and the Elementary and Secondary Education Act as amended by the Every Student Succeeds Act (ESSA). This template is designed to meet schoolwide program planning requirements. It also notes how to meet CSI, TSI, or ATSI requirements, as applicable.

California's ESSA State Plan supports the state's approach to improving student group performance through the utilization of federal resources. Schools use the SPSA to document their approach to maximizing the impact of federal investments in support of underserved students. The implementation of ESSA in California presents an opportunity for schools to innovate with their federally-funded programs and align them with the priority goals of the school and the LEA that are being realized under the state's Local Control Funding Formula (LCFF).

The LCFF provides schools and LEAs flexibility to design programs and provide services that meet the needs of students in order to achieve readiness for college, career, and lifelong learning. The SPSA planning process supports continuous cycles of action, reflection, and improvement. Consistent with EC 65001, the Schoolsite Council (SSC) is required to develop and annually review the SPSA, establish an annual budget, and make modifications to the plan that reflect changing needs and priorities, as applicable.

For questions related to specific sections of the template, please see instructions below:

Instructions: Linked Table of Contents

The SPSA template meets the requirements of schoolwide planning (SWP). Each section also contains a notation of how to meet CSI, TSI, or ATSI requirements.

[Stakeholder Involvement](#)

[Goals, Strategies, & Proposed Expenditures](#)

[Planned Strategies/Activities](#)

[Annual Review and Update](#)

[Budget Summary](#)

[Appendix A: Plan Requirements for Title I Schoolwide Programs](#)

[Appendix B: Plan Requirements for Schools to Meet Federal School Improvement Planning Requirements](#)

[Appendix C: Select State and Federal Programs](#)

For additional questions or technical assistance related to LEA and school planning, please contact the Local Agency Systems Support Office, at LCFF@cde.ca.gov.

For programmatic or policy questions regarding Title I schoolwide planning, please contact the local educational agency, or the CDE's Title I Policy and Program Guidance Office at TITLEI@cde.ca.gov.

For questions or technical assistance related to meeting federal school improvement planning requirements (for CSI, TSI, and ATSI), please contact the CDE's School Improvement and Support Office at SISO@cde.ca.gov.

Purpose and Description

Schools identified for Comprehensive Support and Improvement (CSI), Targeted Support and Improvement (TSI), or Additional Targeted Support and Improvement (ATSI) must respond to the following prompts. A school that has not been identified for CSI, TSI, or ATSI may delete the Purpose and Description prompts.

Purpose

Briefly describe the purpose of this plan by selecting from Schoolwide Program, Comprehensive Support and Improvement, Targeted Support and Improvement, or Additional Targeted Support and Improvement)

Description

Briefly describe the school's plan for effectively meeting ESSA requirements in alignment with the Local Control and Accountability Plan and other federal, state, and local programs.

Stakeholder Involvement

Meaningful involvement of parents, students, and other stakeholders is critical to the development of the SPSA and the budget process. Schools must share the SPSA with school site-level advisory groups, as applicable (e.g., English Learner Advisory committee, student advisory groups, tribes and tribal organizations present in the community, as appropriate, etc.) and seek input from these advisory groups in the development of the SPSA.

The Stakeholder Engagement process is an ongoing, annual process. Describe the process used to involve advisory committees, parents, students, school faculty and staff, and the community in the development of the SPSA and the annual review and update.

[This section meets the requirements for TSI and ATSI.]

[When completing this section for CSI, the LEA shall partner with the school in the development and implementation of this plan.]

Resource Inequities

Schools eligible for CSI or ATSI must identify resource inequities, which may include a review of LEA- and school-level budgeting as a part of the required needs assessment. Identified resource inequities must be addressed through implementation of the CSI or ATSI plan. Briefly identify and describe any resource inequities identified as a result of the required needs assessment and summarize how the identified resource inequities are addressed in the SPSA.

[This section meets the requirements for CSI and ATSI. If the school is not identified for CSI or ATSI this section is not applicable and may be deleted.]

Goals, Strategies, Expenditures, & Annual Review

In this section a school provides a description of the annual goals to be achieved by the school. This section also includes descriptions of the specific planned strategies/activities a school will take to meet the identified goals, and a description of the expenditures required to implement the specific strategies and activities.

Goal

State the goal. A goal is a broad statement that describes the desired result to which all strategies/activities are directed. A goal answers the question: What is the school seeking to achieve?

It can be helpful to use a framework for writing goals such as the S.M.A.R.T. approach. A S.M.A.R.T. goal is one that is **S**pecific, **M**easurable, **A**chievable, **R**ealistic, and **T**ime-bound. A level of specificity is needed in order to measure performance relative to the goal as well as to assess whether it is reasonably achievable. Including time constraints, such as milestone dates, ensures a realistic approach that supports student success.

A school may number the goals using the “Goal #” for ease of reference.

[When completing this section for CSI, TSI, and ATSI, improvement goals shall align to the goals, actions, and services in the LEA LCAP.]

Identified Need

Describe the basis for establishing the goal. The goal should be based upon an analysis of verifiable state data, including local and state indicator data from the California School Dashboard (Dashboard) and data from the School Accountability Report Card, including local data voluntarily collected by districts to measure pupil achievement.

[Completing this section fully addresses all relevant federal planning requirements]

Annual Measurable Outcomes

Identify the metric(s) and/or state indicator(s) that the school will use as a means of evaluating progress toward accomplishing the goal. A school may identify metrics for specific student groups. Include in the baseline column the most recent data associated with the metric or indicator available at the time of adoption of the SPSA. The most recent data associated with a metric or indicator includes data reported in the annual update of the SPSA. In the subsequent Expected Outcome column, identify the progress the school intends to make in the coming year.

[When completing this section for CSI the school must include school-level metrics related to the metrics that led to the school’s identification.]

[When completing this section for TSI/ATSI the school must include metrics related to the specific student group(s) that led to the school’s identification.]

Strategies/Activities

Describe the strategies and activities being provided to meet the described goal. A school may number the strategy/activity using the “Strategy/Activity #” for ease of reference.

Planned strategies/activities address the findings of the needs assessment consistent with state priorities and resource inequities, which may have been identified through a review of the local educational agency’s budgeting, its local control and accountability plan, and school-level budgeting, if applicable.

[When completing this section for CSI, TSI, and ATSI, this plan shall include evidence-based interventions and align to the goals, actions, and services in the LEA LCAP.]

[When completing this section for CSI and ATSI, this plan shall address through implementation, identified resource inequities, which may have been identified through a review of LEA- and school-level budgeting.]

Students to be Served by this Strategy/Activity

Indicate in this box which students will benefit from the strategies/activities by indicating “All Students” or listing one or more specific student group(s) to be served.

[This section meets the requirements for CSI.]

[When completing this section for TSI and ATSI, at a minimum, the student groups to be served shall include the student groups that are consistently underperforming, for which the school received the TSI or ATSI designation. For TSI, a school may focus on all students or the student group(s) that led to identification based on the evidence-based interventions selected.]

Proposed Expenditures for this Strategy/Activity

For each strategy/activity, list the amount(s) and funding source(s) for the proposed expenditures for the school year to implement these strategies/activities. Specify the funding source(s) using one or more of the following: LCFF, Federal (if Federal, identify the Title and Part, as applicable), Other State, and/or Local.

Proposed expenditures that are included more than once in a SPSA should be indicated as a duplicated expenditure and include a reference to the goal and strategy/activity where the expenditure first appears in the SPSA. Pursuant to Education Code, Section 64001(g)(3)(C), proposed expenditures, based on the projected resource allocation from the governing board or governing body of the LEA, to address the findings of the needs assessment consistent with the state priorities including identifying resource inequities which may include a review of the LEA’s budgeting, its LCAP, and school-level budgeting, if applicable.

[This section meets the requirements for CSI, TSI, and ATSI.]

[NOTE: Federal funds for CSI shall not be used in schools identified for TSI or ATSI. In addition, funds for CSI shall not be used to hire additional permanent staff.]

Annual Review

In the following Analysis prompts, identify any material differences between what was planned and what actually occurred as well as significant changes in strategies/activities and/ or expenditures from the prior year. This annual review and analysis should be the basis for decision-making and updates to the plan.

Analysis

Using actual outcome data, including state indicator data from the Dashboard, analyze whether the planned strategies/activities were effective in achieving the goal. Respond to the prompts as instructed. Respond to the following prompts relative to this goal. If the school is in the first year of implementing the goal the Annual Review section is not required and this section may be deleted.

- Describe the overall implementation of the strategies/activities and the overall effectiveness of the strategies/activities to achieve the articulated goal.
- Briefly describe any major differences between either/or the intended implementation or the budgeted expenditures to implement the strategies/activities to meet the articulated goal.
- Describe any changes that will be made to the goal, expected annual measurable outcomes, metrics/indicators, or strategies/activities to achieve this goal as a result of this analysis and analysis of the data provided in the Dashboard, as applicable. Identify where those changes can be found in the SPSA.

[When completing this section for CSI, TSI, or ATSI, any changes made to the goals, annual measurable outcomes, metrics/indicators, or strategies/activities, shall meet the CSI, TSI, or ATSI planning requirements. CSI, TSI, and ATSI planning requirements are listed under each section of the Instructions. For example, as a result of the Annual Review and Update, if changes are made to a goal(s), see the Goal section for CSI, TSI, and ATSI planning requirements.]

Budget Summary

In this section a school provides a brief summary of the funding allocated to the school through the ConApp and/or other funding sources as well as the total amount of funds for proposed expenditures described in the SPSA. The Budget Summary is required for schools funded through the ConApp and that receive federal funds for CSI. If the school is not operating a Title I schoolwide program this section is not applicable and may be deleted.

From its total allocation for CSI, the LEA may distribute funds across its schools that meet the criteria for CSI to support implementation of this plan. In addition, the LEA may retain a portion of its total allocation to support LEA-level expenditures that are directly related to serving schools eligible for CSI.

Budget Summary

A school receiving funds allocated through the ConApp should complete the Budget Summary as follows:

- Total Funds Provided to the School Through the Consolidated Application: This amount is the total amount of funding provided to the school through the ConApp for the school year. The school year means the fiscal year for which a SPSA is adopted or updated.
- Total Funds Budgeted for Strategies to Meet the Goals in the SPSA: This amount is the total of the proposed expenditures from all sources of funds associated with the strategies/activities reflected in the SPSA. To the extent strategies/activities and/or proposed expenditures are listed in the SPSA under more than one goal, the expenditures should be counted only once.

A school receiving federal funds for CSI should complete the Budget Summary as follows:

- Total Federal Funds Provided to the School from the LEA for CSI: This amount is the total amount of funding provided to the school from the LEA.

[NOTE: Federal funds for CSI shall not be used in schools eligible for TSI or ATSI. In addition, funds for CSI shall not be used to hire additional permanent staff.]

Appendix A: Plan Requirements

Schoolwide Program Requirements

This School Plan for Student Achievement (SPSA) template meets the requirements of a schoolwide program plan. The requirements below are for planning reference.

A school that operates a schoolwide program and receives funds allocated through the ConApp is required to develop a SPSA. The SPSA, including proposed expenditures of funds allocated to the school through the ConApp, must be reviewed annually and updated by the SSC. The content of a SPSA must be aligned with school goals for improving student achievement.

Requirements for Development of the Plan

- I. The development of the SPSA shall include both of the following actions:
 - A. Administration of a comprehensive needs assessment that forms the basis of the school's goals contained in the SPSA.
 1. The comprehensive needs assessment of the entire school shall:
 - a. Include an analysis of verifiable state data, consistent with all state priorities as noted in Sections 52060 and 52066, and informed by all indicators described in Section 1111(c)(4)(B) of the federal Every Student Succeeds Act, including pupil performance against state-determined long-term goals. The school may include data voluntarily developed by districts to measure pupil outcomes (described in the Identified Need); and
 - b. Be based on academic achievement information about all students in the school, including all groups under §200.13(b)(7) and migratory children as defined in section 1309(2) of the ESEA, relative to the State's academic standards under §200.1 to—
 - i. Help the school understand the subjects and skills for which teaching and learning need to be improved; and
 - ii. Identify the specific academic needs of students and groups of students who are not yet achieving the State's academic standards; and
 - iii. Assess the needs of the school relative to each of the components of the schoolwide program under §200.28.
 - iv. Develop the comprehensive needs assessment with the participation of individuals who will carry out the schoolwide program plan.
 - v. Document how it conducted the needs assessment, the results it obtained, and the conclusions it drew from those results.
 - B. Identification of the process for evaluating and monitoring the implementation of the SPSA and progress towards accomplishing the goals set forth in the SPSA (described in the Expected Annual Measurable Outcomes and Annual Review and Update).

Requirements for the Plan

- II. The SPSA shall include the following:
 - A. Goals set to improve pupil outcomes, including addressing the needs of student groups as identified through the needs assessment.

- B. Evidence-based strategies, actions, or services (described in Strategies and Activities)
1. A description of the strategies that the school will be implementing to address school needs, including a description of how such strategies will--
 - a. provide opportunities for all children including each of the subgroups of students to meet the challenging state academic standards
 - b. use methods and instructional strategies that:
 - i. strengthen the academic program in the school,
 - ii. increase the amount and quality of learning time, and
 - iii. provide an enriched and accelerated curriculum, which may include programs, activities, and courses necessary to provide a well-rounded education.
 - c. Address the needs of all children in the school, but particularly the needs of those at risk of not meeting the challenging State academic standards, so that all students demonstrate at least proficiency on the State's academic standards through activities which may include:
 - i. strategies to improve students' skills outside the academic subject areas;
 - ii. preparation for and awareness of opportunities for postsecondary education and the workforce;
 - iii. implementation of a schoolwide tiered model to prevent and address problem behavior;
 - iv. professional development and other activities for teachers, paraprofessionals, and other school personnel to improve instruction and use of data; and
 - v. strategies for assisting preschool children in the transition from early childhood education programs to local elementary school programs.
- C. Proposed expenditures, based on the projected resource allocation from the governing board or body of the local educational agency (may include funds allocated via the ConApp, federal funds for CSI, any other state or local funds allocated to the school), to address the findings of the needs assessment consistent with the state priorities, including identifying resource inequities, which may include a review of the LEAs budgeting, it's LCAP, and school-level budgeting, if applicable (described in Proposed Expenditures and Budget Summary). Employees of the schoolwide program may be deemed funded by a single cost objective.
- D. A description of how the school will determine if school needs have been met (described in the Expected Annual Measurable Outcomes and the Annual Review and Update).
1. Annually evaluate the implementation of, and results achieved by, the schoolwide program, using data from the State's annual assessments and other indicators of academic achievement;
 2. Determine whether the schoolwide program has been effective in increasing the achievement of students in meeting the State's academic standards, particularly for those students who had been furthest from achieving the standards; and
 3. Revise the plan, as necessary, based on the results of the evaluation, to ensure continuous improvement of students in the schoolwide program.

- E. A description of how the school will ensure parental involvement in the planning, review, and improvement of the schoolwide program plan (described in Stakeholder Involvement and/or Strategies/Activities).
- F. A description of the activities the school will include to ensure that students who experience difficulty attaining proficient or advanced levels of academic achievement standards will be provided with effective, timely additional support, including measures to
 - 1. Ensure that those students' difficulties are identified on a timely basis; and
 - 2. Provide sufficient information on which to base effective assistance to those students.
- G. For an elementary school, a description of how the school will assist preschool students in the successful transition from early childhood programs to the school.
- H. A description of how the school will use resources to carry out these components (described in the Proposed Expenditures for Strategies/Activities).
- I. A description of any other activities and objectives as established by the SSC (described in the Strategies/Activities).

Authority Cited: S Title 34 of the Code of Federal Regulations (34 CFR), sections 200.25-26, and 200.29, and sections-1114(b)(7)(A)(i)-(iii) and 1118(b) of the ESEA. EC sections 6400 et. seq.

Appendix B:

Plan Requirements for School to Meet Federal School Improvement Planning Requirements

For questions or technical assistance related to meeting Federal School Improvement Planning Requirements, please contact the CDE's School Improvement and Support Office at SISO@cde.ca.gov.

Comprehensive Support and Improvement

The LEA shall partner with stakeholders (including principals and other school leaders, teachers, and parents) to locally develop and implement the CSI plan for the school to improve student outcomes, and specifically address the metrics that led to eligibility for CSI (Stakeholder Involvement).

The CSI plan shall:

1. Be informed by all state indicators, including student performance against state-determined long-term goals (Goal, Identified Need, Expected Annual Measurable Outcomes, Annual Review and Update, as applicable);
2. Include evidence-based interventions (Strategies/Activities, Annual Review and Update, as applicable) (For resources related to evidence-based interventions, see the U.S. Department of Education's "Using Evidence to Strengthen Education Investments" at <https://www2.ed.gov/policy/elsec/leg/essa/guidanceuseseseinvestment.pdf>);
3. Be based on a school-level needs assessment (Goal, Identified Need, Expected Annual Measurable Outcomes, Annual Review and Update, as applicable); and
4. Identify resource inequities, which may include a review of LEA- and school-level budgeting, to be addressed through implementation of the CSI plan (Goal, Identified Need, Expected Annual Measurable Outcomes, Planned Strategies/Activities; and Annual Review and Update, as applicable).

Authority Cited: Sections 1003(e)(1)(A), 1003(i), 1111(c)(4)(B), and 1111(d)(1) of the ESSA.

Targeted Support and Improvement

In partnership with stakeholders (including principals and other school leaders, teachers, and parents) the school shall develop and implement a school-level TSI plan to improve student outcomes for each subgroup of students that was the subject of identification (Stakeholder Involvement).

The TSI plan shall:

1. Be informed by all state indicators, including student performance against state-determined long-term goals (Goal, Identified Need, Expected Annual Measurable Outcomes, Annual Review and Update, as applicable); and
2. Include evidence-based interventions (Planned Strategies/Activities, Annual Review and Update, as applicable). (For resources related to evidence-based interventions, see the U.S. Department of Education's "Using Evidence to Strengthen Education Investments" <https://www2.ed.gov/policy/elsec/leg/essa/guidanceuseseseinvestment.pdf>.)

Authority Cited: Sections 1003(e)(1)(B), 1003(i), 1111(c)(4)(B) and 1111(d)(2) of the ESSA.

Additional Targeted Support and Improvement

A school identified for ATSI shall:

1. Identify resource inequities, which may include a review of LEA- and school-level budgeting, which will be addressed through implementation of its TSI plan (Goal, Identified Need, Expected Annual Measurable Outcomes, Planned Strategies/Activities, and Annual Review and Update, as applicable).

Authority Cited: Sections 1003(e)(1)(B), 1003(i), 1111(c)(4)(B), and 1111(d)(2)(c) of the ESSA.

Single School Districts and Charter Schools Identified for School Improvement

Single school districts (SSDs) or charter schools that are identified for CSI, TSI, or ATSI, shall develop a SPSA that addresses the applicable requirements above as a condition of receiving funds (EC Section 64001[a] as amended by Assembly Bill [AB] 716, effective January 1, 2019).

However, a SSD or a charter school may streamline the process by combining state and federal requirements into one document which may include the local control and accountability plan (LCAP) and all federal planning requirements, provided that the combined plan is able to demonstrate that the legal requirements for each of the plans is met (EC Section 52062[a] as amended by AB 716, effective January 1, 2019).

Planning requirements for single school districts and charter schools choosing to exercise this option are available in the LCAP Instructions.

Authority Cited: EC sections 52062(a) and 64001(a), both as amended by AB 716, effective January 1, 2019.

Appendix C: Select State and Federal Programs

For a list of active programs, please see the following links:

Programs included on the Consolidated Application: <https://www.cde.ca.gov/fg/aa/co/>

ESSA Title I, Part A: School Improvement: <https://www.cde.ca.gov/sp/sw/t1/schoolsupport.asp>

Available Funding: <https://www.cde.ca.gov/fg/fo/af/>

Developed by the California Department of Education, January 2019