

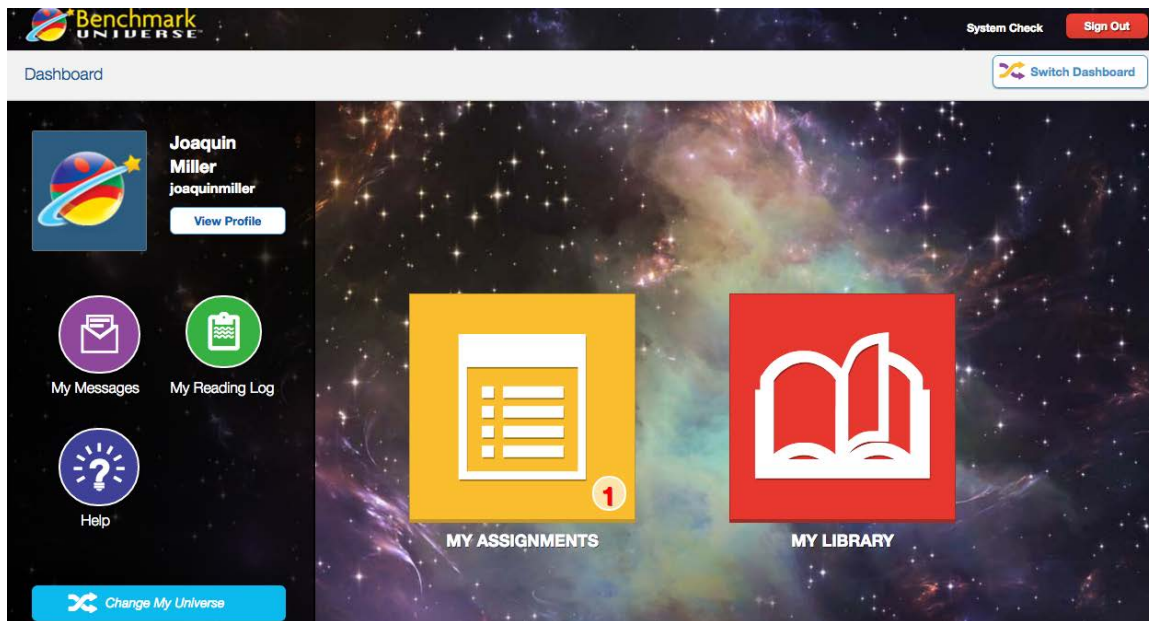
Benchmark Universe

Website: <https://Burbank.benchmarkuniverse.com>

Login Screen



Dashboard

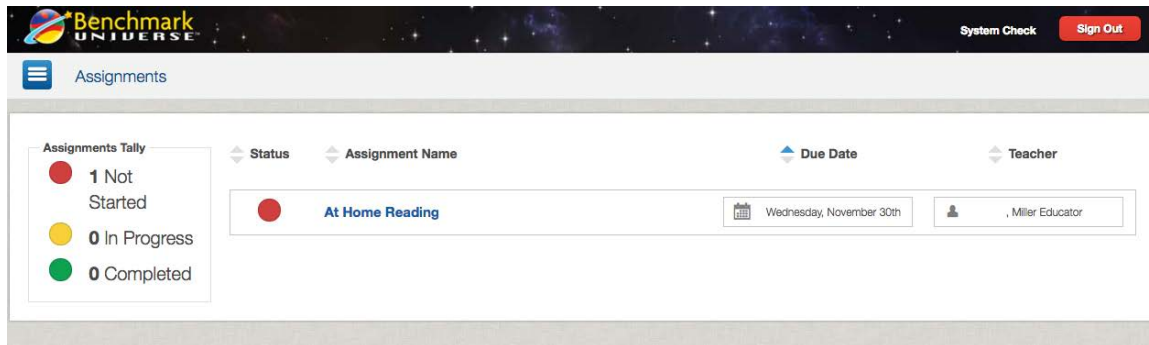


My Library – to access curriculum (books, resources)

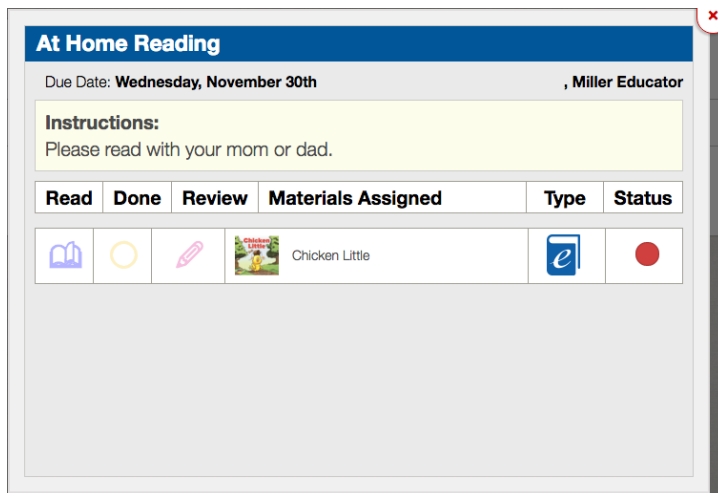
My Assignments – The number in the corner shows current assignments from teacher

Assignment Page - Shows title of assignments and student progress on assignment

Click on assignment "At Home Reading" to start assignment



Click on  to start assignment.




Student can: listen to the story, add notes, highlight, and save changes made. You must select Customization to save changes!



My Library

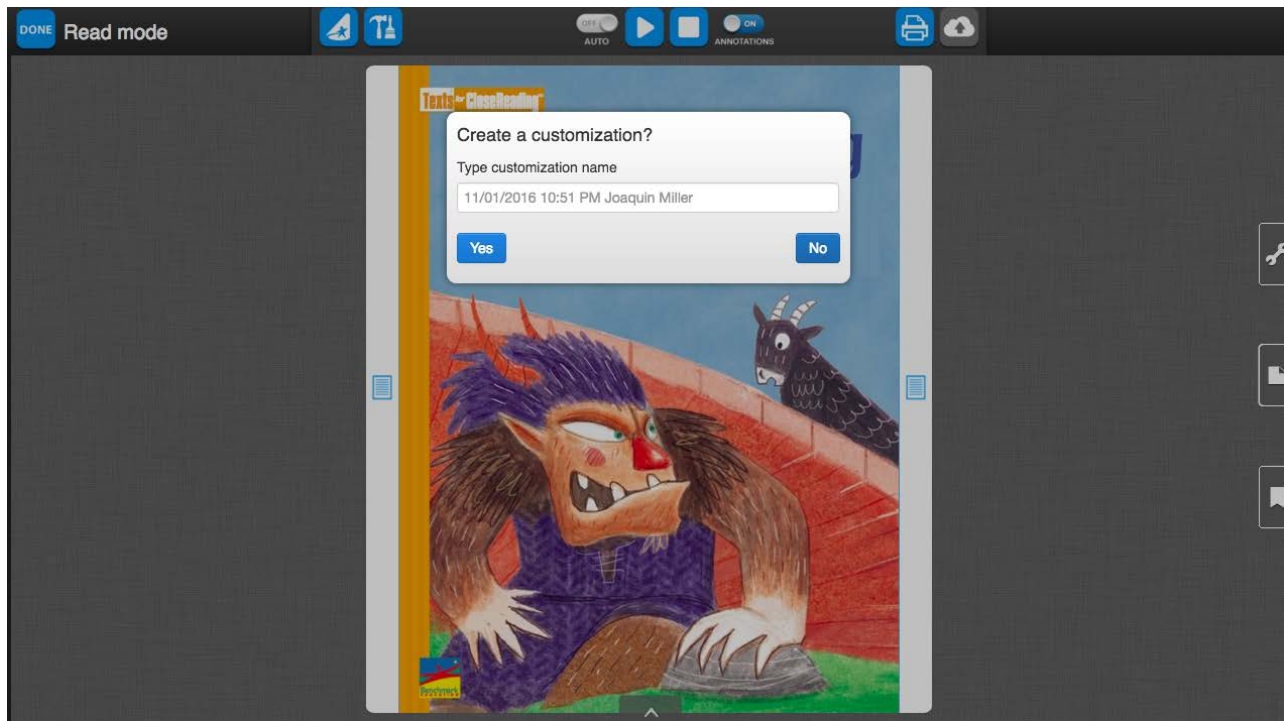
Select grade, Unit, and Language.

The screenshot shows the 'My Library' page on the Benchmark Universe platform. At the top, there is a navigation bar with the Benchmark Universe logo, a 'System Check' button, and a 'Sign Out' button. Below the navigation bar, the page title 'My Library' is displayed. On the left side, there are three filter sections: 'GRADE' with buttons for K, 1, 2, 3, 4, 5, and 6; 'UNIT' with buttons for 1 through 10; and 'LANGUAGE' with buttons for ENGLISH and SPANISH. The main content area features a search bar with the placeholder text 'Search for Title or Keyword' and a magnifying glass icon. Below the search bar, there are filter tags for 'Grade: 1', 'Unit: 2', and 'English', along with a 'Start Over' button. To the right of the search bar is a blue button labeled 'Add New Bookshelf' with a plus icon. The main content area displays a grid of e-books under the heading 'Small Group Texts and Resources (14)'. The visible e-books include 'A Tug of War', 'Chicken Little', 'Cinderella', 'City Mouse and Country Mouse', 'Clean Up! Our Earth Day Project', 'Hansel and Gretel', 'HERCULES AND THE STABLES', and 'How the Chipmunk Got Its Stripes'.

Select  to access Dashboard and other resources.

The screenshot shows the 'My Library' page with the navigation menu open on the left. The menu items are: Dashboard, My Library, My Messages, My Assignments, My Reading Log, and Help. Below the menu items are buttons for ENGLISH and SPANISH. The main content area features a search bar with the placeholder text 'Search for Title or Keyword' and a magnifying glass icon. Below the search bar, there is a 'Start Over' button. To the right of the search bar is a blue button labeled 'Add New Bookshelf' with a plus icon. A large grey arrow points from the search bar area towards the left, pointing to the navigation menu. In the center of the arrow, there is a message: 'Welcome to your Library! To begin, please select a grade level on the left.'

Customizing Text for Close Reading and Books from My Library



Create Customization – **You must create a customization if you want to save any work or notes.**

Students can listen, highlight, take notes, and save changes.

Contact Darla Gerharter for more information
Darlagerharter@burbankusd.org 818-558-5460 x11071